

LED LIGHTING

LED LIGHTING

Professional is starting point respected


DMB

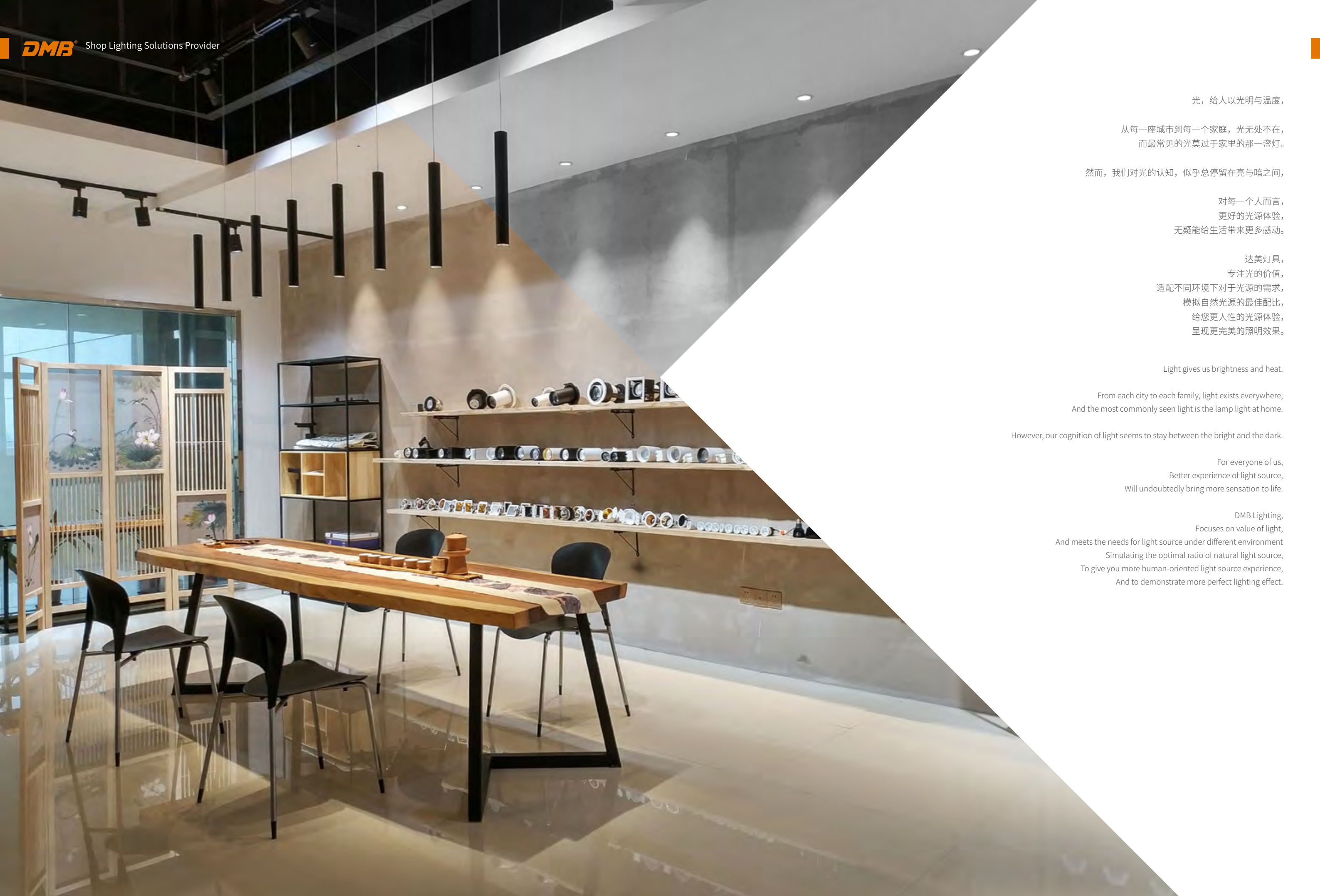


DMB®

利。

店铺照明解决方案提供商
Shop Lighting Solutions Provider





光，给人以光明与温度，

从每一座城市到每一个家庭，光无处不在，
而最常见的光莫过于家里的那一盏灯。

然而，我们对光的认知，似乎总停留在亮与暗之间，

对每一个人而言，
更好的光源体验，
无疑能给生活带来更多感动。

达美灯具，
专注光的价值，
适配不同环境下对于光源的需求，
模拟自然光源的最佳配比，
给您更人性的光源体验，
呈现更完美的照明效果。

Light gives us brightness and heat.

From each city to each family, light exists everywhere,
And the most commonly seen light is the lamp light at home.

However, our cognition of light seems to stay between the bright and the dark.

For everyone of us,
Better experience of light source,
Will undoubtedly bring more sensation to life.

DMB Lighting,
Focuses on value of light,
And meets the needs for light source under different environment
Simulating the optimal ratio of natural light source,
To give you more human-oriented light source experience,
And to demonstrate more perfect lighting effect.

PHYLOGENY

发展历程

DMB®

创造 Create
1995

厂商共建灯具物流模式
创当时最快的配送速度
Logistics model of lamps and lanterns
co built by manufacturers
The fastest delivery speed at that time

成立 Establish
1994

南海达美灯饰厂成立
NANHAI DMB LIGHTING
factory was established

爆发 Break
1998

筒射灯单品客户年销量
突破 1000 万元
Single barrel lamp customer in the
industry.
Annual sales volume exceeded 10
million yuan.

公司 Company
2002

成立佛山市南海区达美灯饰照明有限公司
The establishment of the Foshan Nanhai DMB
Lighting Co. Ltd.

突破 Break
1999

率先在国内推出分色筒灯
风靡全国
Launched the first color downlight
in China. Sway the whole nation

Technology 技术
2003

电子车间、电感整流器车间成立
核心零件开始自主生产
Electronic workshop and inductance
rectifier workshop
Independent production of core parts

2004

成立 LED 实验室
The establishment of the LED Lab

塑造 Shape
2006

推广达美新的 VI 形象
塑造“DMB 达美灯具”品牌
Popularize the image of new VI and create
the brand of "DMB lamps"

首创 Initiative
2005

世界首创水晶筒灯
World first crystal Downlight

Adaptation 适应
2009

达美推出系列车铝天花灯和筒灯
迅速占领高档家居照明市场
DMB launch a series of car aluminum
lanterns and downlights
Fast occupying the high-end home
lighting market

Cover 覆盖
2007

达美专卖店达到 3000 家
网络覆盖率 90%
The DMB store reached 3000
Network coverage 90%

服务 Service
2010

内销和出口导入 LED
Import and export import LED

新厂 New Factory
2011

新厂落成完成乔迁
LED 全系产品面市
The new factory is completed to
complete the relocation
All LED products to market

COB 2013

工厂生产线全面升级
9 大类别 33 个系列
200 个单品研发成功量产
Overall upgrading of the factory production line
9 categories, 33 series, 200 single products,
R & D and mass production.

LED 2012

全面进入 LED 照明领域
DD32 筒灯创造性改变了 LED 散热方案
火爆引领市场
Full access to the field of LED lighting
The DD32 tube lamp creatively changed the LED
heat dissipation scheme
Fire leads the market

高效 Efficient
2014

开启十大运营中心
会议的模式进行高效的推广
销售培训
Open the ten major operations center
The model of the conference is
popularized efficiently
Sales training

定位 Position
2017

确立达美灯具商业店铺照明
中小工程照明的流通定位
Setting up the lighting of the commercial
shops of the DMB lamps and lanterns
Circulation and positioning of lighting in
medium and small projects

Optimization 优化
2016

全面优化产品
确立 LED 领域流通品牌地位
The overall optimization of products
Establishing the status of the circulation brand in
the LED field

Honor 荣誉
2015

成为南海电光源灯饰照明
行业协会理事单位
Become the governing unit of Nanhai
electric lighting and lighting industry
association.

Subdivision 细分
2018

启用“DMB”品牌
细分进入家具、陶瓷洁具等设计师渠道
Enable the "DMB" brand
Subdivide into furniture, ceramic ware and
other designer channels.

COMPANY

公 司 简 介

DMB[®]



好灯。

一盏好灯经得起长时间的开关



DMB®



长寿命
Long life

光效高
High efficiency

高显色
High color

强散热
Strong heat

不频闪
No flicker

无辐射
No radiation

低耗能
Low energy

低光衰
Low light

卓越的结构设计

EXCELLENCE OF STRUCTURE DESIGN

专利散热器

Patent radiator

采用高导热铝材，配以优秀的散热结构设计，经 CNC 精密加工而成，高导热率，良好的传导和对流条件，真正满足 LED 长寿命要求。

using the high quality thermal conductivity of aluminium, with excellent thermal design by CNC precision machining, high thermal conductivity, good conduction and convection conditions, long-life LED match the requirements perfectly.

第4代 LED COB 芯片

The 4th generation LED COB chip

采用国际一流厂商的芯片及荧光粉、高导热高及射丰铝基板、抗老化高透光胶水，高光效、高显色性、低热阻。

The world-class manufacturer of chip and phosphors, high thermal conductivity high reflectivity aluminum plate, antiaging high transmittance glue, high light efficiency, high color, low thermal resistance.

聚光反射器

Concentrating reflector

采用 Tracepor 照明软件进行仿真和模具设计，确保光学器件具有配光精确、光线均匀、光晕自然的品质。

The Tracepor lighting simulation software and mold design to ensure precise optical device having light distribution, light uniformity, the quality of the natural glow.

透光率高达 96%，抗冲击，无损伤光品质，还原真实色彩。

96% transmittance, impact resistance, non-destructive light quality, restore the true colors.

高透光光学玻璃
High transmittance optical glass

采用 6000 铝硅合金，经 CNC 精密加工而成，表面经喷粉处理高温团化，耐腐蚀。结构稳固，安装便捷。

the 6000 Al-Si alloy by CNC precision machining, surface treatment by dusting high temperature curing, resistance to corrosion. Structural stability, easy to install.

高品质面环
High-quality ring

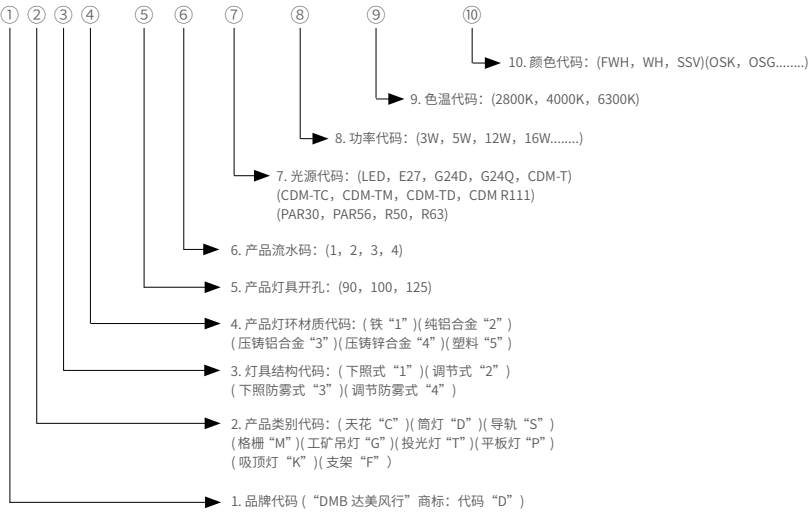
USER CUIDE

阅 读 指 南

编码规则 COOING AULES

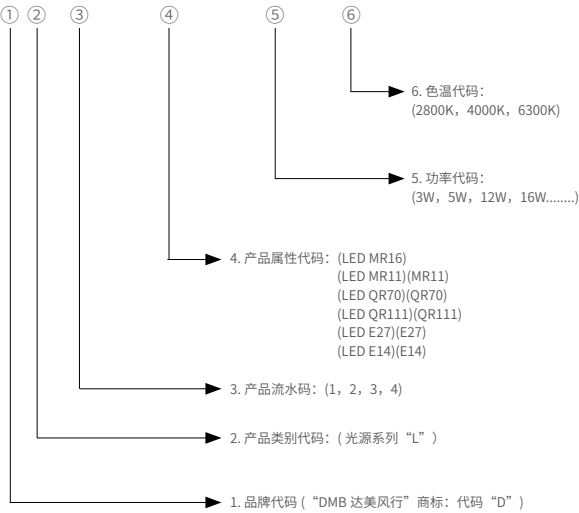
灯具类

D D 1 1 125-1 LED 5W 2800K FWH



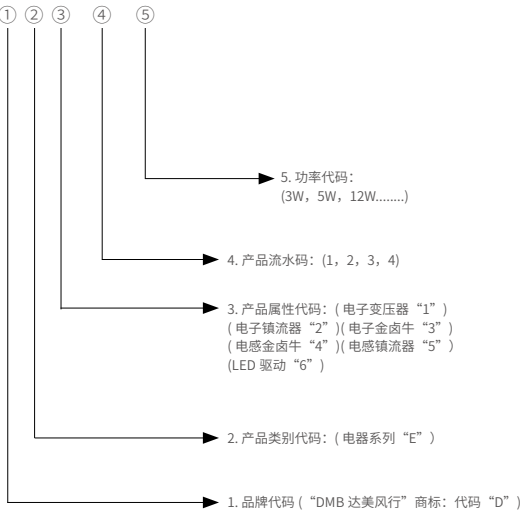
光源类

D L - 1 LEDMR16 5W 2800K



电器类

D E 1 - 1 3W



灯具类别 LUMINARES CLASSIFIVATIONS



I 灯具类 Class I fixtures

灯具的防触电保护不仅依靠基本绝缘,而且还包括附加的安全措施,即把易触及导电部件连接到设施的固定线路中的保护接地导线上,使易触及的导电部件在万一基本绝缘失效时不致带电。

Protection against electric shock lamps not only rely on basic insulation,but also includes additional safety measures,namely the accessible conductive parts connected to the protection of fixed line facilities in the grounding conductor,the conductive parts accessible in case of failure of basic insulation when not charged.



II 类灯具 Class II fixtures

防触电保护不仅依靠基本绝缘,而且具有附加安全措施,例如双重绝缘或加强绝缘,但没有保护接地的措施或依赖安装条件。

Protection against electric shock lamps not only rely on basic insulation,but also includes additional safety measures,such as double insulation or reinforced insulation but without protective earthing measures or rely on the installation conditions.



III 类灯具 Class III fixtures

防触电保护依靠电源电压力为安全特低电压,并且不会产生高于安全特低电压 SELV 的电压的灯具。

Protection against electric based on the power supply voltage SELV, and the fixtures does not generate a voltage higher than the safety extra-low voltage SELV.

保护等级 DEGREE OF PROTECTION

IP20

防止大于 12mm 的固体异物进入外壳内部。
Protective screen,keeps out solids exceeding 12mm in size.

IP65

防尘,完全防止外物侵入,且可完全防止灰尘进入;防止喷射的侵入,防止各自各方向由喷嘴射出的水进入灯具造成损害。

Dust, completely prevent outside intrusion, and can completely prevent dust entering; to prevent the Ingress of water injection, prevent the respective direction by the nozzle water into the lamp damage.

其他 OTHER



垂直轴水平旋转
Wide Angle



水平轴旋转
Wide Angle



垂直轴可调角度
Wide Angle



垂直轴可调角度
Wide Angle



光束角
Beam Angle



适合天花板厚度
Ceiling Thickness



只适宜安装在室内的灯具
Only suitable for installation in the interior



只适宜安装在室内的灯具
Only suitable for installation in the interior



显色指数
Color Rendering Index



适宜直接安装在普通可燃物质表面的灯具
Suitable for directly installed in the light of ordinary combustible material surface

颜色对照表 LIST OF COLORS

珍珠金 Pearl gold(PGD)	红古铜 Antique copper(RB)	扫金 / 金 Satin gold/gold(SGD/GD)
珍珠银 Pearl silver(PSL)	白色 White(WH)	扫金 / 银 Satin gold/silver(SGD/SL)
珍珠铬 Pearl chrome(PCH)	无光白 White(FWH)	扫银 / 银 Satin silver/siver(SSL/SL)
珍珠镍 Pearl nickel(PSV)	黑色 Black(BK)	扫银 / 金 Satin soler/gold(SSL/GD)
枪色 Black nickel(PBL)	无光黑 Black(FBK)	扫镍 / 金 Satin nicke/gold(SSV/GD)
喷珍珠铬 Pearl chrome(PGY)	沙灰 Grey(GREY)	扫镍 / 镍 Satin nicke/gold(SSV/CHR)
镍 Nickel(CHR)	珍珠金 / 银 Pearlgold/silver(PGD/SL)	扫铬 / 铬 Satin chrome/chrome(SCH/CH)
光银 Polish silver(SL)	珍珠金 / 金 Pearl gold /gold(PGD/GD)	扫铬 / 金 Satin chrome/gold(SCH/GD)
K 金 Kgold(KG)	珍珠银 / 金 Pearl silver/gold(PSL/GD)	扫 K 金 / 金 Satin K gold/gold(SKG/GD)
光金 Polish gold(GD)	珍珠银 / 银 Pearl silver/silver(PSL/SL)	扫 K 金 / 银 Satin K gold/silver(SKG/SL)
铬 Chrome(CH)	珍珠铬 / 金 Pearl chrome /gold(PCH/GD)	无光白 / 金 White/gold(FWH/GD)
扫金 Satin gold(SGD)	珍珠铬 / 铬 Pearl chrome /chrome(PCH/CH)	无光白 / 银 White/silver(FWH/SL)
扫银 Satin silver(SSL)	珍珠镍 / 镍 Pearl nickel/nickel(PSV/CHR)	红古铜 / 金 Antique copper/gold(RB/GD)
扫镍 Satinnickel(SSV)	珍珠镍 / 金 Pearl nickl/gold(PSV/CHR)	扫铬 / 银 Satin chrome/silver(SCH/SL)
扫铬 Satin chrome(SCH)	枪色 / 金 Black nickel/gold(PBL/GD)	扫金 / 铬 Satin gold/chrome(SGD/CH)
扫 K 金 Satin K gold(SKG)	枪色 / 银 Black nickel/silver(PBL/SL)	扫银 / 铬 Satin silver/chrome(SSL/CH)
青古铜 Antique brass(AB)	氧化铝 0AU	氧化金 OGD
氧化灰 OGY	氧化拉丝 OSK	氧化拉丝金 OSG
车高光 OCU	氧化拉丝黑 OSB	氧化沙纹金 OAB

达美灯具光束角设计的一般规律:

天花灯开孔尺寸 80mm 以下光束角设为 24°

天花灯开孔尺寸 80mm 以上光束角设为 38°

导轨射灯功率 15W 以下光束角设为 15°

导轨设灯功率 15W 以上光束角设为 24°

筒灯 (COB) 光束角设为 60°

筒灯 (SMD) 光束角设为 90°

Fixtures beam angle design based on this following rules:

24° beam angle for the ceiling spotlights under cutout size 80mm


38° beam angle for the ceiling spotlights over cutout size 80mm

15° beam angle for the track spotlights under 15W

24° beam angle for the track spotlights over 15W

60° beam angle for the COB downlights

90° beam angle for the SMD downlights



CATALOG

产品目录

DMB®

▲ COB 筒灯系列
COB DOWN LIGHT SERIES 18/41

▲ COB 天花灯系列
COB CEILING LIGHT SERIES 42/47

▲ COB 导轨射灯系列
COB TRACK LIGHT SERIES 48/59

▲ COB 洗墙灯系列
COB WALL WASHER SERIES 60/73

▲ COB 格栅射灯系列
COB GRILLE SERIES 74/93

▲ LED 光源系列
LED SOURCE SERIES 94/97

▲ SMD T5 支架系列
SMD T5 FIXTURES SERIES 98/99

▲ LED 灯带系列
LED STRIP LIGHTS SERIES 100/101

▲ LED 线型灯系列
LED LINE STYLE SERIES 102/103

▲ 吊线灯系列
PENDANT LAMP SERIES 104/105



COB DOWN LIGHT

▲ COB 筒灯系列



BWW 60-2

BWW 80-2



BWW 100-2

BWW 120-2

筒灯是商业照明的主力产品之一，主要为商业空间、家居环境提供基础性照明。一般有嵌入式和吸顶式两种安装方法。DMB 系列筒灯创新设计理念，提高生产品质、优化照明质量，在筒灯产品同质化严重的情况下，确保产品竞争优势。LED 筒灯均采用知名三星、cree 品牌芯片、优质反射器、优质亚克力面板，实现均匀明亮的照明效果。

Downlights are one of the major commercial lighting products, mainly for basic lighting of commercial space and home environment. Commonly available with embedded type and ceiling type installation methods. DMB series down lights feature innovative design concepts, improving production quality and optimizing lighting quality. Under the circumstances of series product homogeneity we ensure product competitiveness. The LED down lights all use famous all use chips from famous brands like Samsung and CREE, together with quality reflectors and quality acrylic panels to realize even lighting effects.

适用场所：家庭、酒店、店铺、会所等各类空间场所。
Aplicable places: various space applications light houses, hotels, shops and clubs, etc.

COB CHIP		POWER
BWW 60-2 / 80-2 / 100-2 / 120-2		7W / 10W / 20W / 30W
外观尺寸及开孔尺寸 (Product Dimension Drawing and Cut-out)		
<div><div><p>开孔尺寸 (Cut-out) $\phi 60\text{mm}$</p></div><div><p>开孔尺寸 (Cut-out) $\phi 80\text{mm}$</p></div><div><p>开孔尺寸 (Cut-out) $\phi 100\text{mm}$</p></div><div><p>开孔尺寸 (Cut-out) $\phi 120\text{mm}$</p></div></div>		
产品参数 (Product Notes)		
灯体材质 (Material)：铝合金 (Aluminium alloy) 额定电压 (Rated Voltage)：AC110-240V 光源功率 (Power)：7W / 10W / 20W / 30W 光源 (Light Source)：LED COB 光通量 (Luminous Flux)：720Lm / 800Lm / 1600Lm / 2700Lm 安装方式 (Installation)：嵌入式 (Built-in Type)		

Ra > 80

IP20

表面颜色 (Colour)：

无光白 (FWH)

色温 (Colour Temperature)：

暖白 (Warm White)

中性白 (Neutral White)

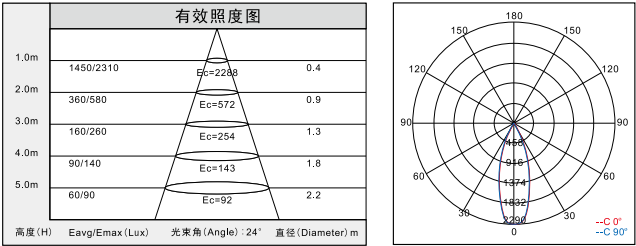
冷白 (Cool White)

24°

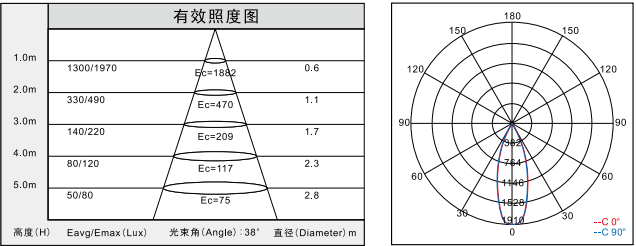
30°

38°

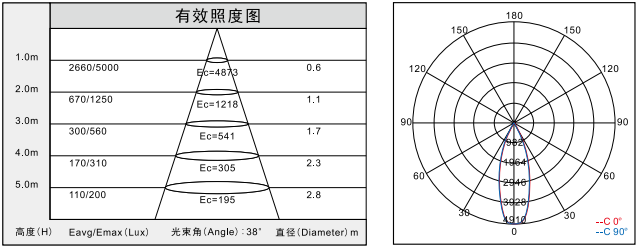
COB 7W 配光



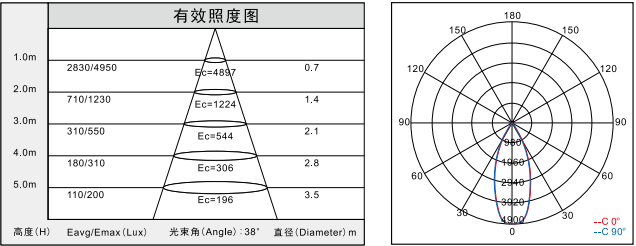
COB 12W 配光



COB 20W 配光



COB 30W 配光







BD33 80-1 COB 7W



BD33 100-1 COB 10W



BD33 140-1 COB 20W



BD33 200-1 COB 30W

筒灯是商业照明的主力产品之一，主要为商业空间、家居环境提供基础性照明。一般有嵌入式和吸顶式两种安装方法。DMB 系列筒灯创新设计理念，提高生产品质、优化照明质量，在筒灯产品同质化严重的情况下，确保产品竞争优势。LED 筒灯均采用知名三星、cree 品牌芯片、优质反射器、优质亚克力面板，实现均匀明亮的照明效果。

Downlights are one of the major commercial lighting products, mainly for basic lighting of commercial space and home environment. Commonly available with embedded type and ceiling type installation methods. DMB series down lights feature innovative design concepts, improving production quality and optimizing lighting quality. Under the circumstances of series product homogeneity we ensure product competitiveness. The LED down lights all use famous all use chips from famous brands like Samsung and CREE, together with quality reflectors and quality acrylic panels to realize even lighting effects.

适用场所：家庭、酒店、店铺、会所等各类空间场所。
Aplicable places: various space applications light houses, hotels, shops and clubs, etc.

COB CHIP	POWER
BD33 80-1 / 100-1 / 140-1 / 200-1	7W / 10W / 20W / 30W / 50W
外观尺寸及开孔尺寸 (Product Dimension Drawing and Cut-out)	
产品参数 (Product Notes)	
灯体材质 (Material)：压铸铝 (Aluminium die casting) 额定电压 (Rated Voltage)：AC110-240V 光源功率 (Power)：7W / 10W / 20W / 30W / 50W 光源 (Light Source)：LED COB 光通量 (Luminous Flux)：560Lm / 850Lm / 1600Lm / 2400Lm / 3200Lm 安装方式 (Installation)：嵌入式 (Built-in Type)	

Ra ≥ 70

IP20

表面颜色 (Colour)：

无光白 (FWH)

无光黑 (FBK)

色温 (Colour Temperature)：

暖白 (Warm White)

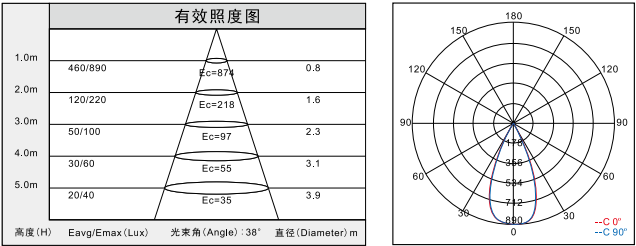
中性白 (Neutral White)

冷白 (Cool White)

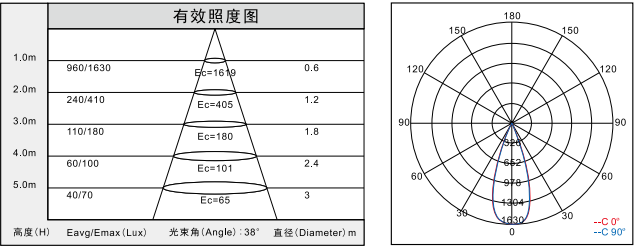
38°

6-25mm
Ceiling

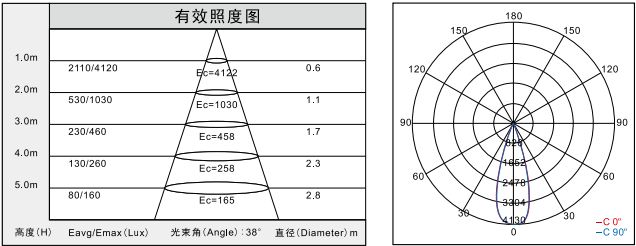
BD33 80-1 COB 7W 配光



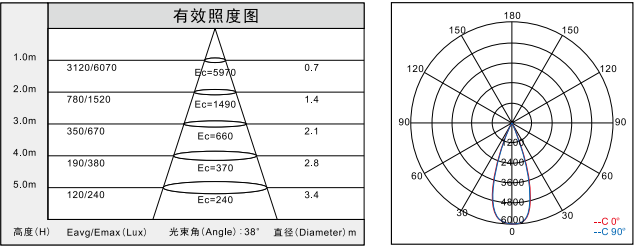
BD33 100-1 COB 10W 配光



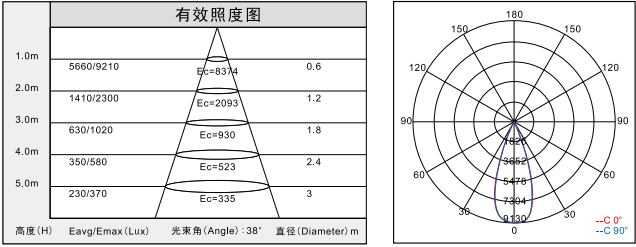
BD33 140-1 COB 20W 配光



BD33 200-1 COB 30W 配光



BD33 200-1 COB 50W 配光







BD33 100-1F



BD33 120-1F



BD33 140-1F

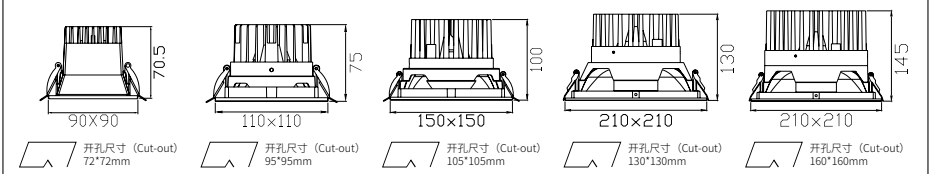


BD33 200-1F

筒灯是商业照明的主力产品之一，主要为商业空间、家居环境提供基础性照明。一般有嵌入式和吸顶式两种安装方法。DMB 系列筒灯创新设计理念，提高生产品质、优化照明质量，在筒灯产品同质化严重的情况下，确保产品竞争优势。LED 筒灯均采用知名三星、cree 品牌芯片、优质反射器、优质亚克力面板，实现均匀明亮的照明效果。

Downlights are one of the major commercial lighting products, mainly for basic lighting of commercial space and home environment. Commonly available with embedded type and ceiling type installation methods. DMB series down lights feature innovative design concepts, improving production quality and optimizing lighting quality. Under the circumstances of series product homogeneity we ensure product competitiveness. The LED down lights all use famous all use chips from famous brands like Samsung and CREE, together with quality reflectors and quality acrylic panels to realize even lighting effects.

适用场所：家庭、酒店、店铺、会所等各类空间场所。
Aplicable places: various space applications light houses, hotels, shops and clubs, etc.

COB CHIP	POWER
BD33 80-1F / 100-1F / 140-1F / 200-1F	10W / 15W / 20W / 30W / 50W
外观尺寸及开孔尺寸 (Product Dimension Drawing and Cut-out)	
	
产品参数 (Product Notes)	
灯体材质 (Material)：压铸铝 (Aluminium die casting) 额定电压 (Rated Voltage)：AC110-240V 光源功率 (Power)：7W / 10W / 20W / 30W / 40W 光源 (Light Source)：LED COB 光通量 (Luminous Flux)：850Lm / 1275Lm / 1700Lm / 2550Lm / 3400Lm 安装方式 (Installation)：嵌入式 (Built-in Type)	

Ra > 70

IP20

表面颜色 (Colour)：

无光白 (FWH)

无光黑 (FBK)

色温 (Colour Temperature)：

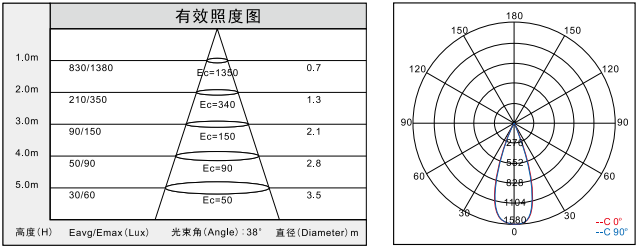
暖白 (Warm White)

中性白 (Neutral White)

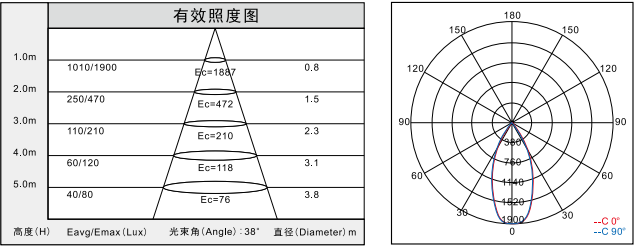
冷白 (Cool White)

38°

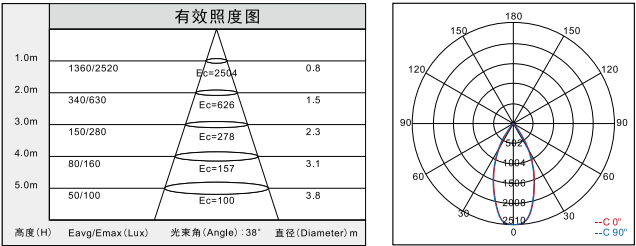
BD33 80-1F COB 10W 配光



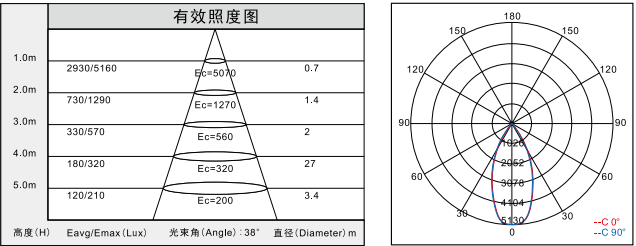
BD33 100-1F COB 15W 配光



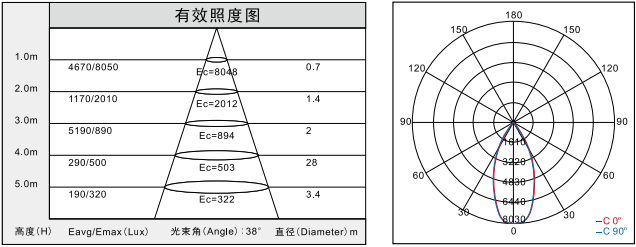
BD33 140-1F COB 20W 配光



BD33 200-1F COB 30W 配光



BD33 200-1F COB 50W 配光







BD33 80-3 LED 6W BD33 100-3 LED 12W

BD33 155-3 LED 18W BD33 175-3 LED 24W

BD33 200-3 LED 36W

筒灯是商业照明的主力产品之一，主要为商业空间、家居环境提供基础性照明。一般有嵌入式和吸顶式两种安装方法。DMB 系列筒灯创新设计理念，提高生产品质、优化照明质量，在筒灯产品同质化严重的情况下，确保产品竞争优势。LED 筒灯均采用知名三星、cree 品牌芯片、优质反射器、优质亚克力面板，实现均匀明亮的照明效果。

Downlights are one of the major commercial lighting products, mainly for basic lighting of commercial space and home environment. Commonly available with embedded type and ceiling type installation methods. DMB series down lights feature innovative design concepts, improving production quality and optimizing lighting quality. Under the circumstances of series product homogeneity we ensure product competitiveness. The LED down lights all use famous all use chips from famous brands like Samsung and CREE, together with quality reflectors and quality acrylic panels to realize even lighting effects.

适用场所：家庭、酒店、店铺、会所等各类空间场所。
Applicable places: various space applications light houses, hotels, shops and clubs, etc.

SMD CHIP

POWER
6W / 12W
18W / 24W / 36W

BD33 80-3 / 100-3 / 155-3 / 175-3 / 200-3

外观尺寸及开孔尺寸 (Product Dimension Drawing and Cut-out)

ø95
开孔尺寸 (Cut-out) Ø80mm

ø120
开孔尺寸 (Cut-out) Ø100mm

ø175
开孔尺寸 (Cut-out) Ø155mm

ø195
开孔尺寸 (Cut-out) Ø175mm

ø220
开孔尺寸 (Cut-out) Ø200mm

产品参数 (Product Notes)

灯体材质 (Material)：压铸铝 (Aluminium die casting)
额定电压 (Rated Voltage)：AC110-240V
光源功率 (Power)：6W / 12W / 18W / 24W / 36W
光源 (Light Source)：LED
光通量 (Luminous Flux)：468Lm / 936Lm / 1404Lm / 2018Lm / 2808Lm
安装方式 (Installation)：嵌入式 (Built-in Type)

Ra > 80

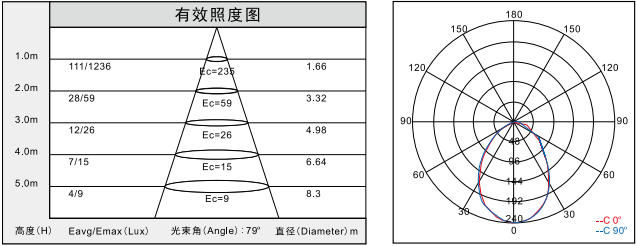
IP20

表面颜色 (Colour)：
无光白 (FWH)

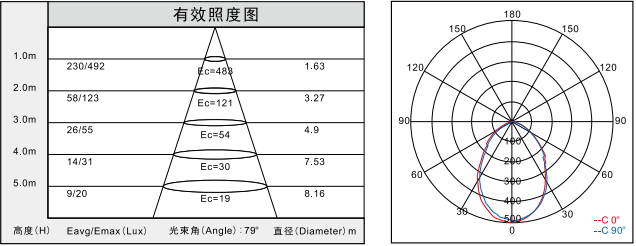
色温 (Colour Temperature)：
暖白 (Warm White) 中性白 (Neutral White)
冷白 (Cool White)

90°
6-25mm
Ceiling

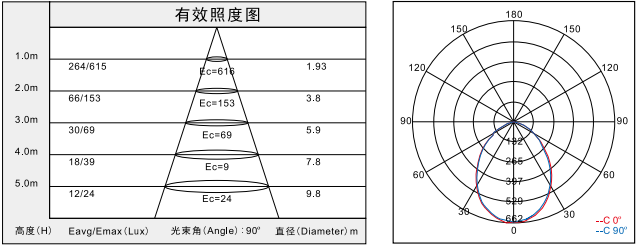
BD33 80-3 LED 6W 配光



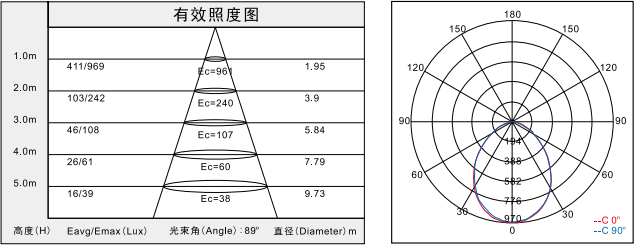
BD33 100-3 LED 12W 配光



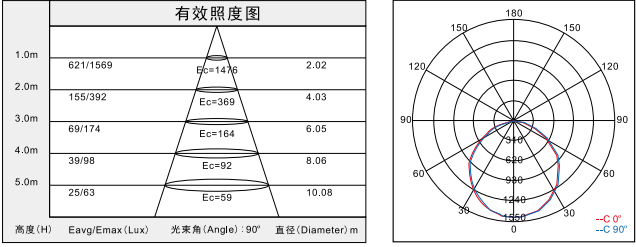
BD33 155-3 LED 18W 配光



BD33 175-3 LED 24W 配光



BD33 200-3 LED 36W 配光





BD33 80-4 LED 6W

BD33 110-4 LED 12W

BD33 145-4 LED 18W

BD33 175-4 LED 24W

BD33 200-4 LED 36W

筒灯是商业照明的主力产品之一，主要为商业空间、家居环境提供基础性照明。一般有嵌入式和吸顶式两种安装方法。DMB 系列筒灯创新设计理念，提高生产品质、优化照明质量，在筒灯产品同质化严重的情况下，确保产品竞争优势。LED 筒灯均采用知名三星、cree 品牌芯片、优质反射器、优质亚克力面板，实现均匀明亮的照明效果。

Downlights are one of the major commercial lighting products, mainly for basic lighting of commercial space and home environment. Commonly available with embedded type and ceiling type installation methods. DMB series down lights feature innovative design concepts, improving production quality and optimizing lighting quality. Under the circumstances of series product homogeneity we ensure product competitiveness. The LED down lights all use famous all use chips from famous brands like Samsung and CREE, together with quality reflectors and quality acrylic panels to realize even lighting effects.

适用场所：家庭、酒店、店铺、会所等各类空间场所。
Applicable places: various space applications light houses, hotels, shops and clubs, etc.

SMD CHIP

POWER
6W / 12W
18W / 24W / 36W

BD33 80-4 / 110-4 / 145-4 / 175-4 / 200-4

外观尺寸及开孔尺寸 (Product Dimension Drawing and Cut-out)

95X95
开孔尺寸 (Cut-out)
80*80mm

130X130
开孔尺寸 (Cut-out)
110*110mm

ø175 X175
开孔尺寸 (Cut-out)
145*145mm

195X195
开孔尺寸 (Cut-out)
175*175mm

220X220
开孔尺寸 (Cut-out)
200*200mm

产品参数 (Product Notes)

灯体材质 (Material)：压铸铝 (Aluminium die casting)
额定电压 (Rated Voltage)：AC110-240V
光源功率 (Power)：6W / 12W / 18W / 24W / 36W
光源 (Light Source)：LED
光通量 (Luminous Flux)：468Lm / 936Lm / 1429Lm / 1827Lm / 2808Lm
安装方式 (Installation)：嵌入式 (Built-in Type)

Ra ≥ 80

IP20

表面颜色 (Colour)：

无光白 (FWH)

色温 (Colour Temperature)：

暖白 (Warm White)

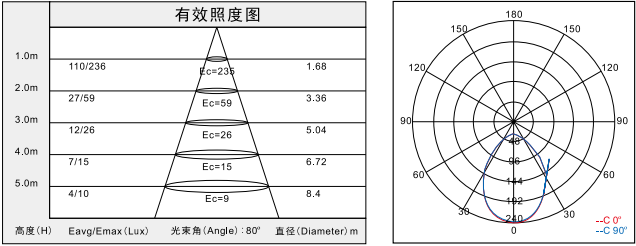
中性白 (Neutral White)

冷白 (Cool White)

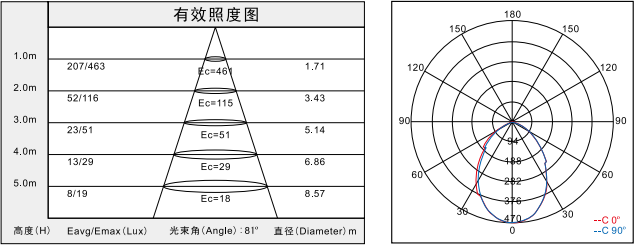
90°

Ceiling

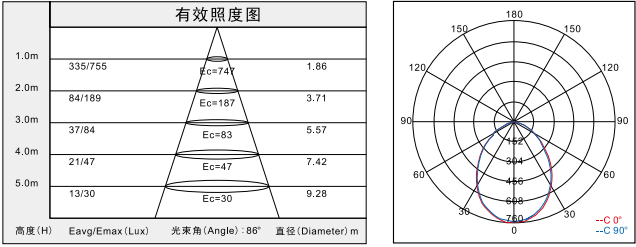
BD33 80-4 LED 6W 配光



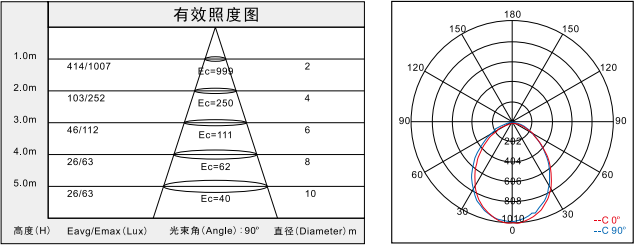
BD33 110-4 LED 12W 配光



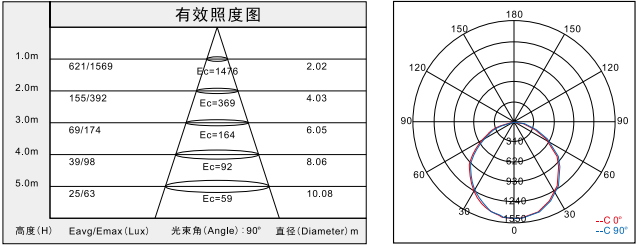
BD33 145-4 LED 18W 配光



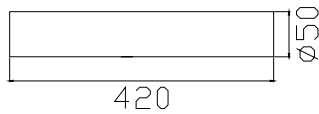
BD33 175-4 LED 24W 配光

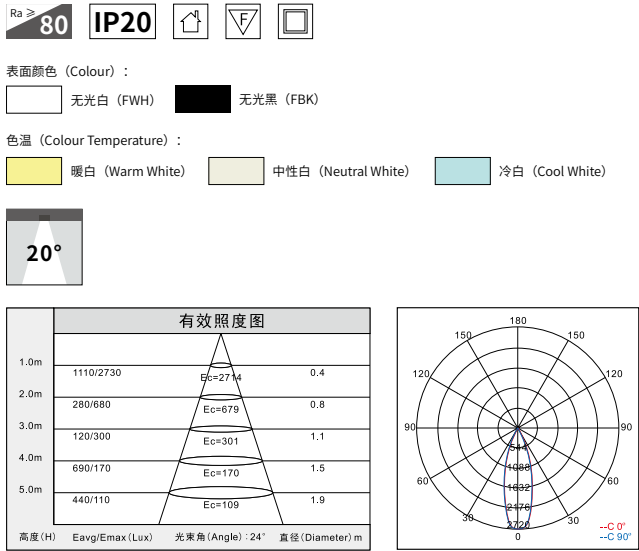


BD33 200-4 LED 36W 配光





COB CHIP	POWER
BZS0047	7W
外观尺寸及开孔尺寸 (Product Dimension Drawing and Cut-out)	
	
产品参数 (Product Notes)	
灯体材质 (Material) : 纯铝 (Pure aluminum)	
额定电压 (Rated Voltage) : AC 110V-240V	
光源功率 (Power) : 7W	
光源 (Light Source) : LED COB	
光通量 (Luminous Flux) : 455Lm	
安装方式 (Installation) : 嵌入式 (Built-in Type)	





BDM 100-1 COB 10W BDM 124-1 COB 10W



BDM 140-1 COB 20W BDM 190-1 COB 30W

筒灯是商业照明的主力产品之一，主要为商业空间、家居环境提供基础性照明。一般有嵌入式和吸顶式两种安装方法。DMB 系列筒灯创新设计理念，提高生产品质、优化照明质量，在筒灯产品同质化严重的情况下，确保产品竞争优势。LED 筒灯均采用知名三星、cree 品牌芯片、优质反射器、优质亚克力面板，实现均匀明亮的照明效果。

Downlights are one of the major commercial lighting products, mainly for basic lighting of commercial space and home environment. Commonly available with embedded type and ceiling type installation methods. DMB series down lights feature innovative design concepts, improving production quality and optimizing lighting quality. Under the circumstances of series product homogeneity we ensure product competitiveness. The LED down lights all use famous all use chips from famous brands like Samsung and CREE, together with quality reflectors and quality acrylic panels to realize even lighting effects.

适用场所：家庭、酒店、店铺、会所等各类空间场所。
Applicable places: various space applications light houses, hotels, shops and clubs, etc.

COB CHIP	POWER
BDM 100-1 / 140-1 / 190-1	10W / 20W / 30W
外观尺寸及开孔尺寸 (Product Dimension Drawing and Cut-out)	
产品参数 (Product Notes)	
灯体材质 (Material)：冷扎钢 (Cold tie steel) 额定电压 (Rated Voltage)：AC110-240V 光源功率 (Power)：10W / 20W / 30W 光源 (Light Source)：LED COB 光通量 (Luminous Flux)：1000Lm / 2000Lm / 3000Lm 安装方式 (Installation)：明装式 (Surface Mounted Type)	

Ra > 80

IP20

表面颜色 (Colour)：

无光白 (FWH)

色温 (Colour Temperature)：

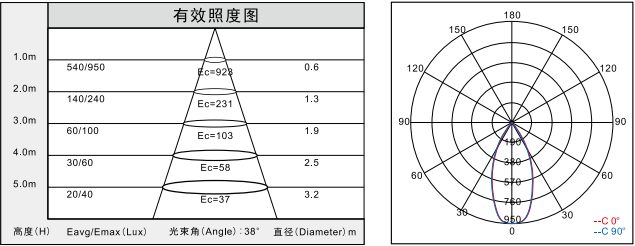
暖白 (Warm White)

中性白 (Neutral White)

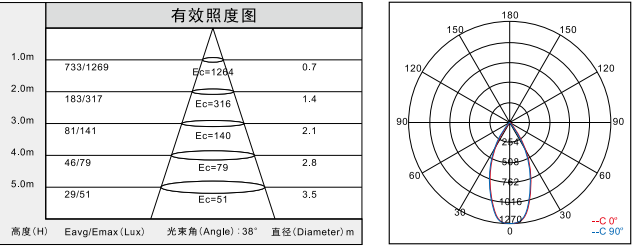
冷白 (Cool White)

38°

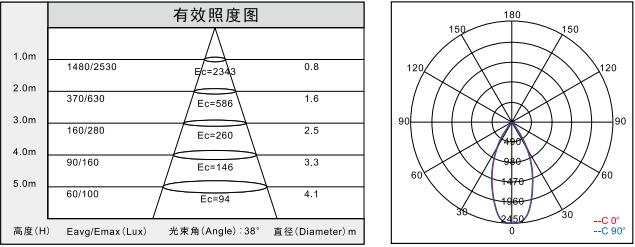
BDM 100-1 COB 10W 配光



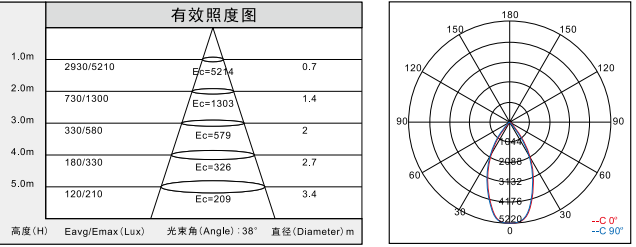
BDM 124-1 COB 10W 配光



BDM 140-1 COB 20W 配光



BDM 190-1 COB 30W 配光





BDM 85-1F COB 10W BDM 145-1F COB 20W

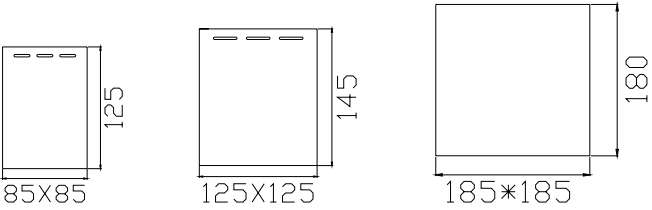


BDM 190-1 COB 30W

筒灯是商业照明的主力产品之一，主要为商业空间、家居环境提供基础性照明。一般有嵌入式和吸顶式两种安装方法。DMB 系列筒灯创新设计理念，提高生产品质、优化照明质量，在筒灯产品同质化严重的情况下，确保产品竞争优势。LED 筒灯均采用知名三星、cree 品牌芯片、优质反射器、优质亚克力面板，实现均匀明亮的照明效果。

Downlights are one of the major commercial lighting products, mainly for basic lighting of commercial space and home environment. Commonly available with embedded type and ceiling type installation methods. DMB series down lights feature innovative design concepts, improving production quality and optimizing lighting quality. Under the circumstances of series product homogeneity we ensure product competitiveness. The LED down lights all use famous all use chips from famous brands like Samsung and CREE, together with quality reflectors and quality acrylic panels to realize even lighting effects.

适用场所：家庭、酒店、店铺、会所等各类空间场所。
Aplicable places: various space applications light houses, hotels, shops and clubs, etc.

COB CHIP	POWER
BDM 85-1F / 145-1F / 185-1F	7W / 20W
外观尺寸及开孔尺寸 (Product Dimension Drawing and Cut-out)	
	
产品参数 (Product Notes)	
灯体材质 (Material)：冷扎钢 (Cold tie steel) 额定电压 (Rated Voltage)：AC110-240V 光源功率 (Power)：10W / 20W 光源 (Light Source)：LED COB 光通量 (Luminous Flux)：630Lm / 1350Lm/ 2700Lm 安装方式 (Installation)：明装式 (Surface Mounted Type)	

Ra > 80

IP20

表面颜色 (Colour)：

无光白 (FWH)

色温 (Colour Temperature)：

暖白 (Warm White)

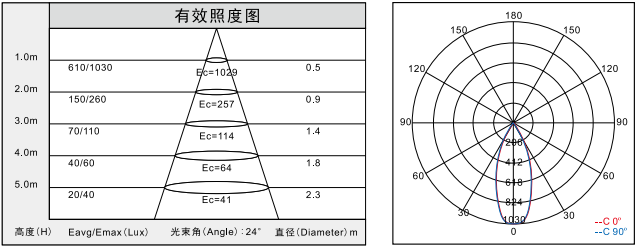
中性白 (Neutral White)

冷白 (Cool White)

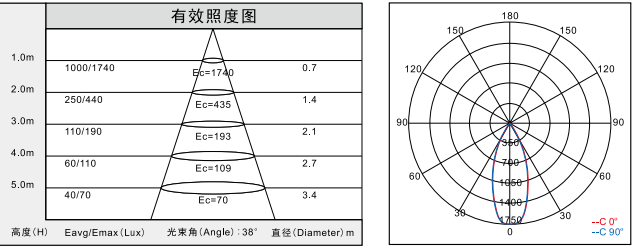
24°

38°

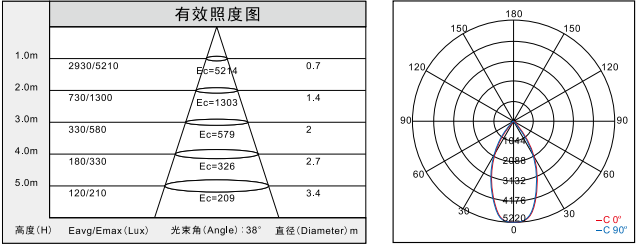
BDM 85-1F COB 7W 配光



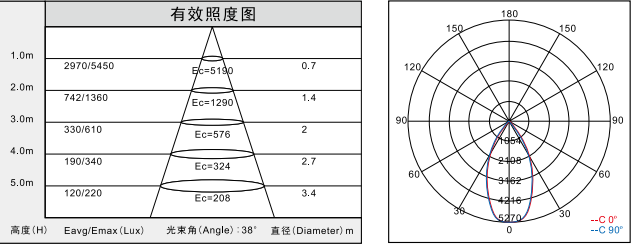
BDM 145-1F COB 20W 配光



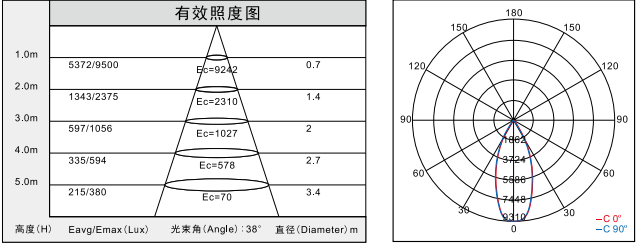
BDM 185-1F COB 20W 配光



BDM 185-1F COB 30W 配光





BDM 185-1F COB 50W 配光





COB CEILING LIGHT

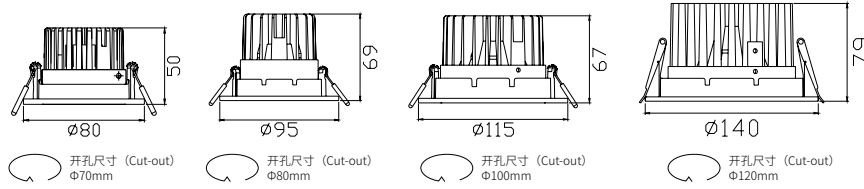
▲ COB 天花灯系列



天花射灯属嵌入式射灯，体积小巧、价格实惠，是典型的重点照明及装饰照明灯具，在商业场所和居家光环境中都有广泛的应用。DMB 天花射灯应用 LED COB 光源；LED 天花灯功率范围涵盖 3W-30W，包括迷你型系列、家居系列、商用系列，可使用于家庭、酒店、店铺、会所等各类空间场所。DMB 各系列天花灯均采用优质型材精心打造的和独特的辐射形压铸铝散热器，良好的传导和对流设计提高灯具的工作稳定性；对反射器的苛刻要求使光效更佳，为每一处场景增添一份魅力。

Ceiling spot lights are embedded spot lights compact in size and inexpensive. They are typical key lighting and decoration lighting fixtures widely used in commercial and home applications. DMB ceiling spot lights use LED COB light source; LED ceiling light power range covers 3W-30W; they include mini series, home series and commercial series, used in various space applications light houses, hotels, shops and clubs, etc. Various DMB series ceiling lights all use quality profiles with refined workmanship and unique radiation-type die-cast radiator, excellent transmission and convection design improve working stability of the lights. Rigorous reflector requirements enable better lighting effects, adding charm to every location.

适用场所：家庭、酒店、店铺、会所等各类空间场所。
Aplicable places: various space applications light houses, hotels, shops and clubs, etc.

COB CHIP	POWER
BC43 70-1G / 80-1G / 100-1G / 120-1G	5W / 10W / 15W / 20W
外观尺寸及开孔尺寸 (Product Dimension Drawing and Cut-out)	
	
产品参数 (Product Notes)	
灯体材质 (Material)：铝合金 (Aluminium alloy) 额定电压 (Rated Voltage)：AC110-240V 光源功率 (Power)：5W / 10W / 15W / 20W 光源 (Light Source)：LED COB 光通量 (Luminous Flux)：475Lm / 950Lm / 1425Lm / 1900Lm 安装方式 (Installation)：嵌入式 (Built-in Type)	

75

IP20

表面颜色 (Colour)：

无光白 (FWH)

无光黑 (FBK)

色温 (Colour Temperature)：

暖白 (Warm White)

中性白 (Neutral White)

冷白 (Cool White)

15°

24°

38°

6-35mm

Ceiling

30°

BC43 70-1G COB 5W 15° 配光

BC43 80-1G COB 10W 15° 配光

BC43 70-1G COB 5W 24° 配光


BC43 80-1G COB 10W 24° 配光

BC43 70-1G COB 5W 38° 配光

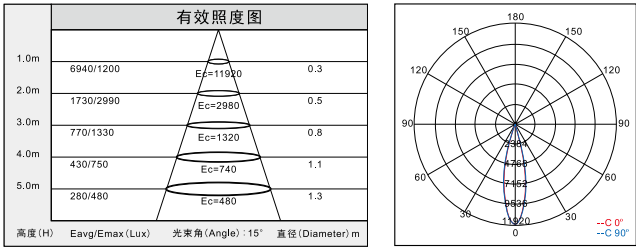
BC43 80-1G COB 10W 38° 配光

44

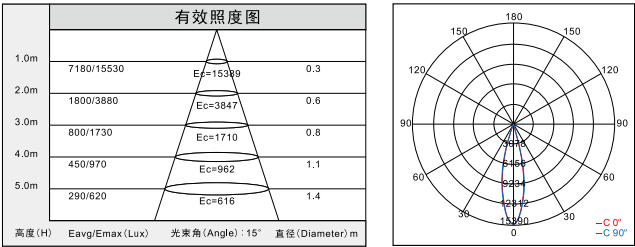
45



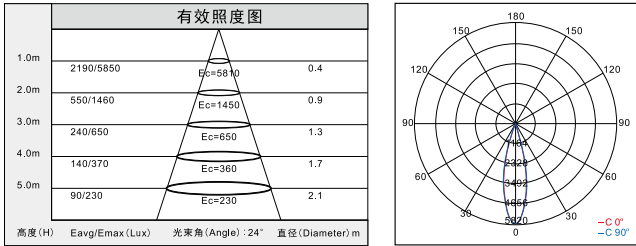
BC43 100-1G COB 15W 15° 配光



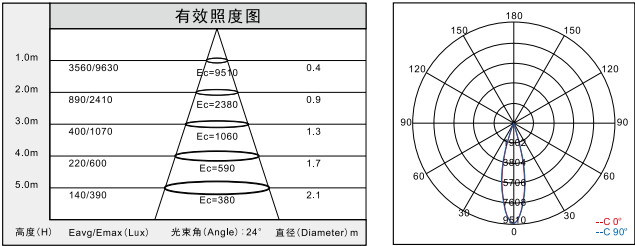
BC43 120-1G COB 20W 15° 配光



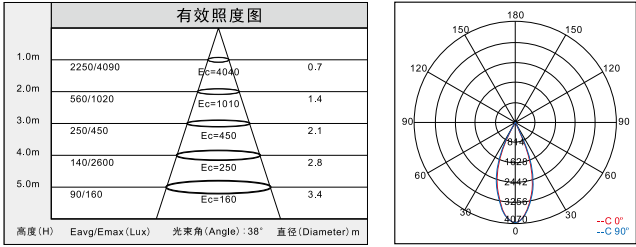
BC43 100-1G COB 15W 24° 配光



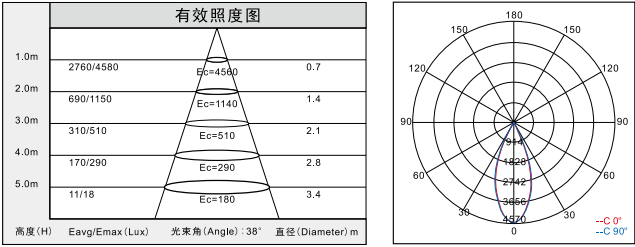
BC43 120-1G COB 20W 24° 配光



BC43 100-1G COB 15W 38° 配光



BC43 120-1G COB 20W 38° 配光





COB TACK LIGHT

COB 导轨射灯系列



COB CHIP	POWER
BS33-1G	10W / 20W / 30W
外观尺寸及开孔尺寸 (Product Dimension Drawing and Cut-out)	
产品参数 (Product Notes)	
灯体材质 (Material) : 铝合金 (Aluminium alloy) 额定电压 (Rated Voltage) : AC110-240V 光源功率 (Power) : 10W / 20W / 30W 光源 (Light Source) : LED COB 光通量 (Luminous Flux) : 888Lm / 1634Lm / 2235Lm 安装方式 (Installation) : 明装式 (Surface Mounted Type)	

Ra ≥ 90

IP20

表面颜色 (Colour) :

无光白 (FWH)

无光黑 (FBK)

色温 (Colour Temperature) :

暖白 (Warm White)

中性白 (Neutral White)

冷白 (Cool White)

15°

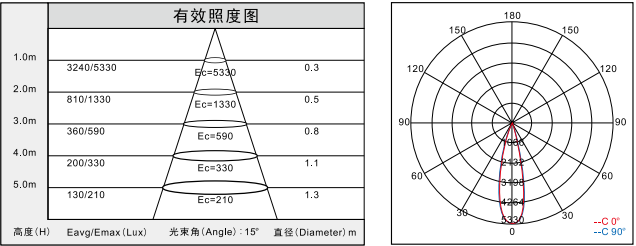
24°

38°

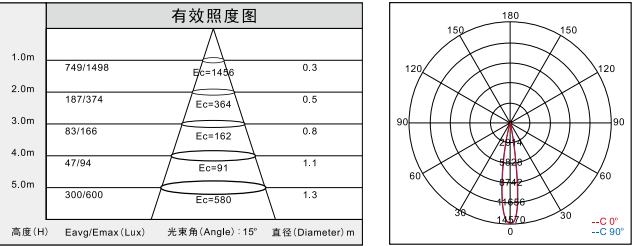
350°

90°

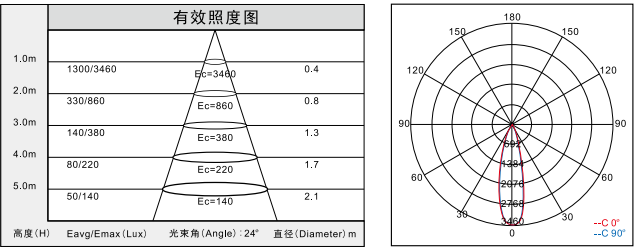
BS33-1G COB 10W 15° 配光



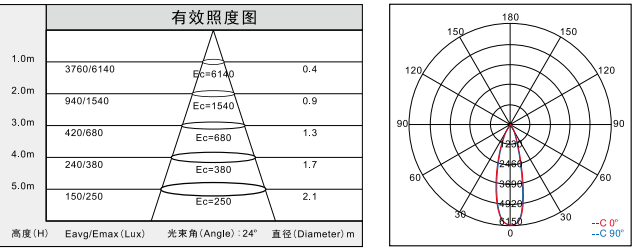
BS33-1 COB 20W 15° 配光



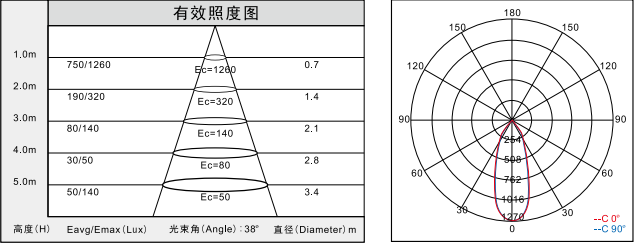
BS33-1G COB 10W 24° 配光



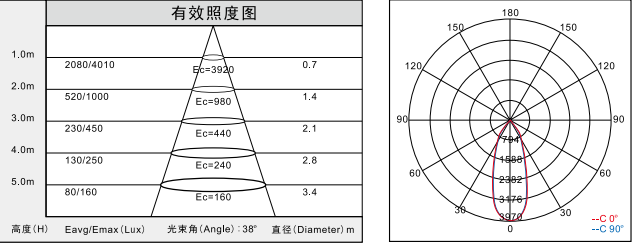
BS33-1 COB 20W 24° 配光



BS33-1G COB 10W 38° 配光



BS33-1 COB 20W 38° 配光



BS33-1G COB 10W BS33-1G COB 20W



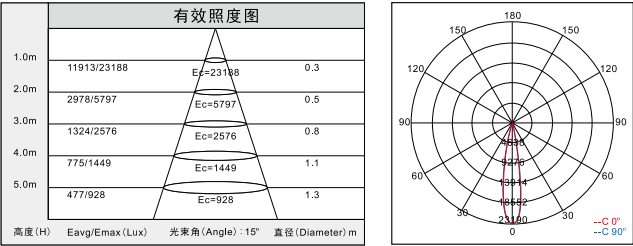
BS33-1G COB 30W

随着商业竞争的日益激烈，商业店铺的灯光设计 and 应用已有了很大的提升。店铺空间在追求基础照明、重点照明、装饰照明和功能照明协调又统一的光环境，而导轨射灯则是最常见的重点照明器具。LED 导轨射灯采用 CREE/Philips/Luminus 等国际知名巨头品牌 LED 芯片，功率范围涵盖 5W-30W，可近乎完美还原商品本色，为店铺用户实现竞争优势。

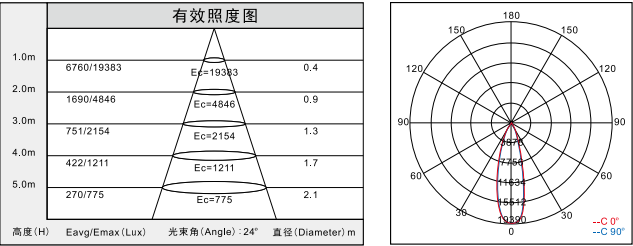
With the ever sharper commercial competition, commercial shop lighting design and application have been greatly upgraded. Shop space is looking for harmonious and unified light environment of basic lighting, key lighting, decorative lighting and functional lighting, and tack light are the most commonly seen key lighting fixtures.

适用场所：博物馆、艺术中心、精品家居、高端酒店、高端商场等室内重点照明。
Applicable places: museums, art centers, Champion home-use, high-class hotels, high-class shopping malls and other indoor lighting areas.

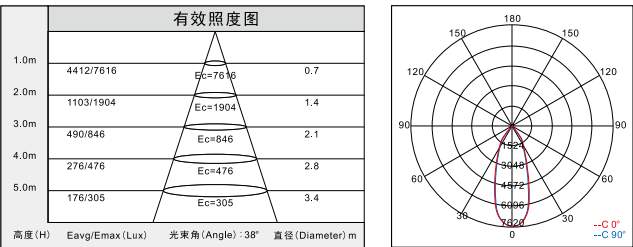
BS33-1 COB 30W 15° 配光




BS33-1 COB 30W 24° 配光



BS33-1 COB 30W 38° 配光





BS42-21G COB 10W BS42-21G COB 20W



BS42-1 COB 30W

随着商业竞争的日益激烈，商业店铺的灯光设计 and 应用已有了很大的提升。店铺空间在追求基础照明、重点照明、装饰照明和功能照明协调又统一的光环境，而导轨射灯则是最常见的重点照明器具。LED 导轨射灯采用 CREE\Philips\Luminus 等国际知名巨头品牌 LED 芯片，功率范围涵盖 5W-30W，可近乎完美还原商品本色，为店铺用户实现竞争优势。

With the ever sharper commercial competition, commercial shop lighting design and application have been greatly upgraded. Shop space is looking for harmonious and unified light environment of basic lighting, key lighting, decorative lighting and functional lighting, and tack light are the most commonly seen key lighting fixtures.

适用场所：博物馆、艺术中心、精品家居、高端酒店、高端商场等室内重点照明。
Applicable places: museums, art centers, Champion home-use, high-class hotels, high-class shopping malls and other indoor lighting areas.

COB CHIP	POWER
BS42-21G	10W / 20W / 30W
外观尺寸及开孔尺寸 (Product Dimension Drawing and Cut-out)	
产品参数 (Product Notes)	
灯体材质 (Material)：铝合金 (Aluminium alloy) 额定电压 (Rated Voltage)：AC110-240V 光源功率 (Power)：10W / 20W / 30W 光源 (Light Source)：LED COB 光通量 (Luminous Flux)：888Lm / 1634Lm / 2235Lm 安装方式 (Installation)：明装式 (Surface Mounted Type)	

Ra ≥ 90

IP20

表面颜色 (Colour)：

无光白 (FWH)

无光黑 (FBK)

色温 (Colour Temperature)：

暖白 (Warm White)

中性白 (Neutral White)

冷白 (Cool White)

15°

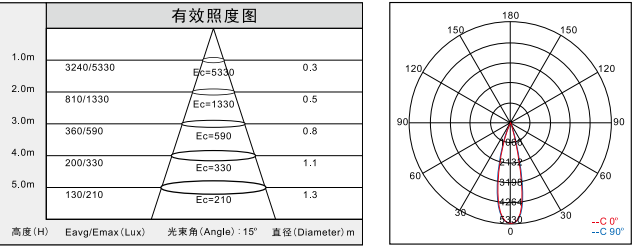
24°

38°

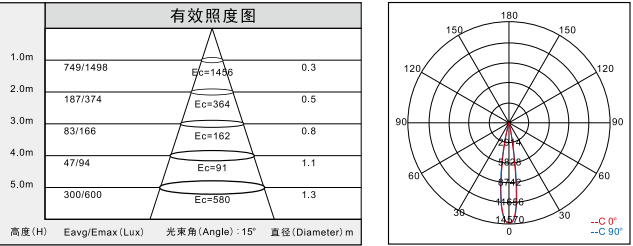
350°

90°

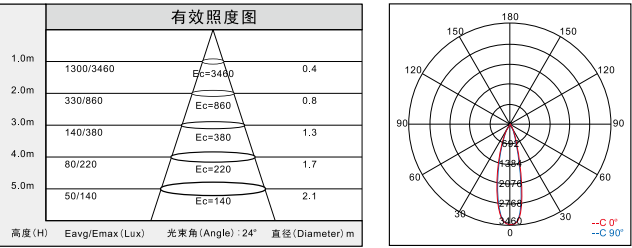
BS42-21G COB 10W 15° 配光



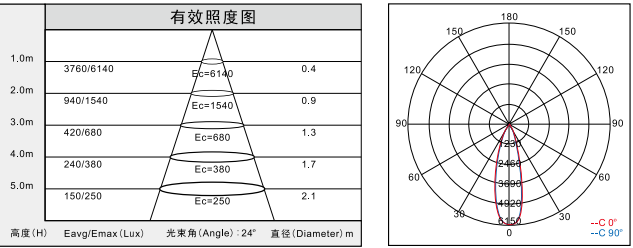
BS42-21G COB 20W 15° 配光



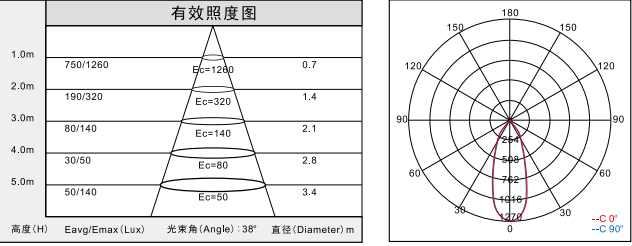
BS42-21G COB 10W 24° 配光



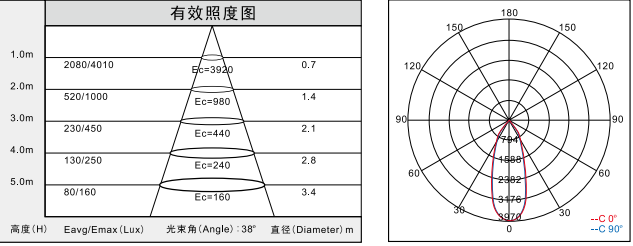
BS42-21G COB 20W 24° 配光



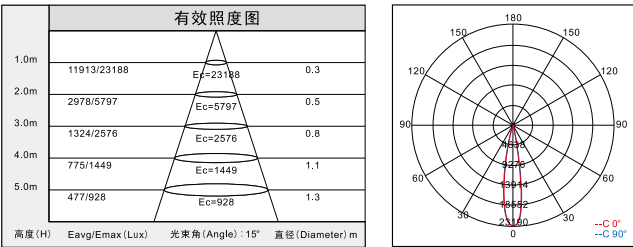
BS42-21G COB 10W 38° 配光



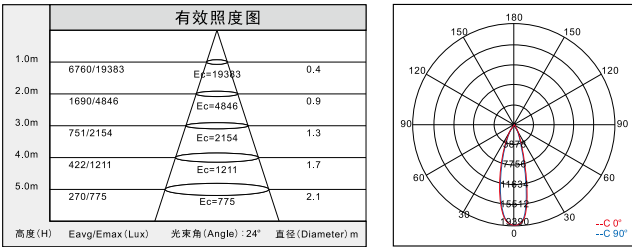
BS42-21G COB 20W 38° 配光



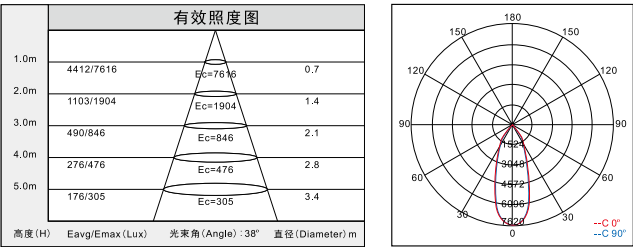
BS42-21G COB 30W 15° 配光



BS42-21G COB 30W 24° 配光



BS42-21G COB 30W 38° 配光





BS42-14 COB 30W
长方形光斑

BS42-14 COB 30W
正方形光斑

随着商业竞争的日益激烈，商业店铺的灯光设计 and 应用已有了很大的提升。店铺空间在追求基础照明、重点照明、装饰照明和功能照明协调又统一的光环境，而导轨射灯则是最常见的重点照明器具。LED 导轨射灯采用 CREE\Philips\Luminus 等国际知名巨头品牌 LED 芯片，功率范围涵盖 5W-30W，可近乎完美还原商品本色，为店铺用户实现竞争优势。

With the ever sharper commercial competition, commercial shop lighting design and application have been greatly upgraded. Shop space is looking for harmonious and unified light environment of basic lighting, key lighting, decorative lighting and functional lighting, and tack light are the most commonly seen key lighting fixtures.

适用场所：博物馆、艺术中心、精品家居、高端酒店、高端商场等室内重点照明。
Aplicable places: museums, art centers, Champion home-use, high-class hotels, high-class shopping malls and other indoor lighting areas.

COB CHIP	POWER
BS42-14G	30W
外观尺寸及开孔尺寸 (Product Dimension Drawing and Cut-out)	
产品参数 (Product Notes)	
灯体材质 (Material)：铝合金 (Aluminium alloy) 额定电压 (Rated Voltage)：AC110-240V 光源功率 (Power)：30W 光源 (Light Source)：LED COB 光通量 (Luminous Flux)：2700Lm 安装方式 (Installation)：明装式 (Surface Mounted Type)	

80

IP20

表面颜色 (Colour)：

无光白 (FWH)

色温 (Colour Temperature)：

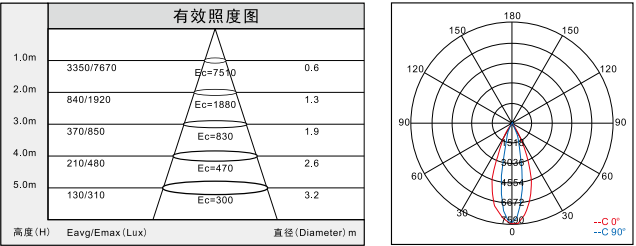
暖白 (Warm White)

中性白 (Neutral White)

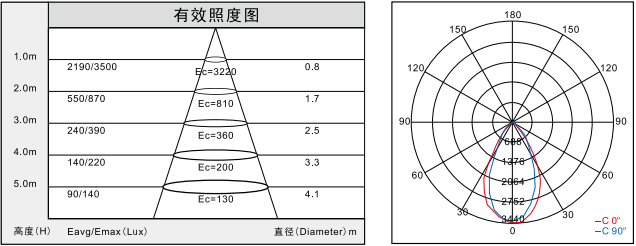
冷白 (Cool White)

350°90°

BS42-14G COB 30W 长方形光斑 配光



BS42-14G COB 30W 正方形光斑 配光





COB WALL WASHER

▲ COB 洗墙灯系列



洗墙灯款式简洁，主要通过特殊设计的反光罩控制灯光的投射的方向，使光像水一样洗过墙面。多用于酒店、影院、商场等商业空间。

DMB 洗墙灯功率涵盖 5W-30W，体积小巧、造型精致，采用高能效芯片带来的璀璨的照明效果。可用于基础照明，亦可提供高对比的重点照明。

Wall washer are concise in design, mainly use specially designed reflectors to control light projecting direction, so that light is light water washing wall. They are mostly used in hotel, theater, store and such commercial space.

DMB Wall washer are available in 5W-30W power range, compact size and delicate shaping. They adopt high-efficiency chips to bring about brilliant lighting effect, and can be used for basic lighting and key lighting to provide high comparison.

适用场所：博物馆、艺术中心、精品家居、高端酒店、高端商场等室内重点照明。

Aplicable places: museums, art centers, Champion home-use, high-class hotels, high-class shopping malls and other indoor lighting areas.

COB CHIP

POWER

BC62 85-1G / 100-1G / 125-1G / 155-1G

10W / 15W / 20W / 30W

外观尺寸及开孔尺寸 (Product Dimension Drawing and Cut-out)

产品参数 (Product Notes)

灯体材质 (Material)：铝合金 (Aluminium alloy)

额定电压 (Rated Voltage)：AC110-240V

光源功率 (Power)：10W / 15W / 20W / 30W

光源 (Light Source)：LED COB

光通量 (Luminous Flux)：850Lm / 1275Lm / 1700Lm / 2550Lm

安装方式 (Installation)：嵌入式 (Built-in Type)

Ra ≥ 90

IP20

表面颜色 (Colour)：

无光白 (FWH)

无光黑 (FBK)

色温 (Colour Temperature)：

暖白 (Warm White)

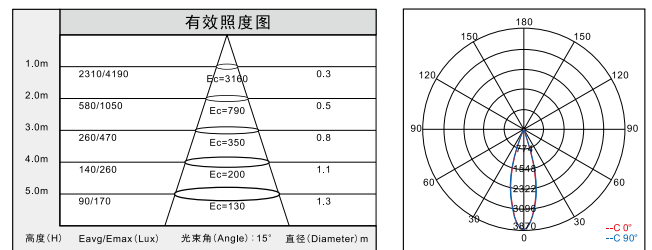
中性白 (Neutral White)

冷白 (Cool White)

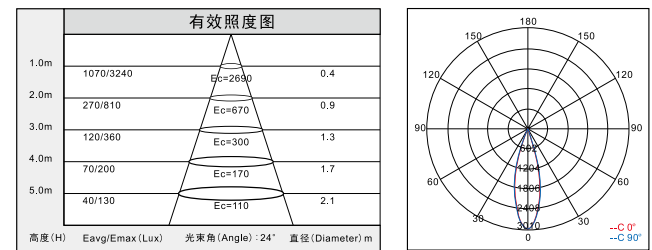
15°

24°

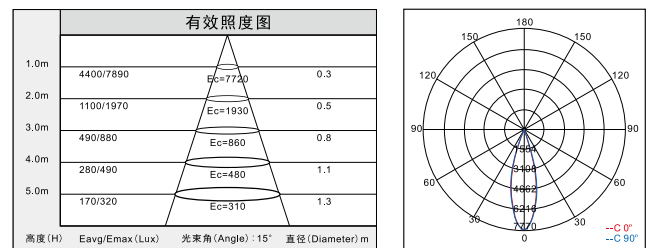
DC62 85-1G COB 10W 15° 配光



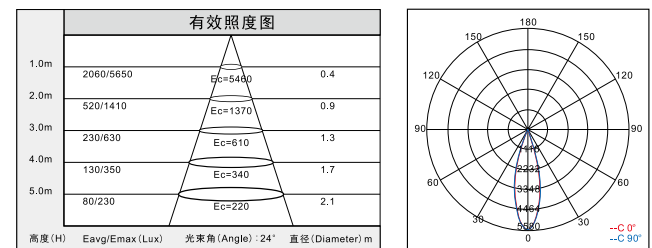
DC62 85-1G COB 10W 24° 配光



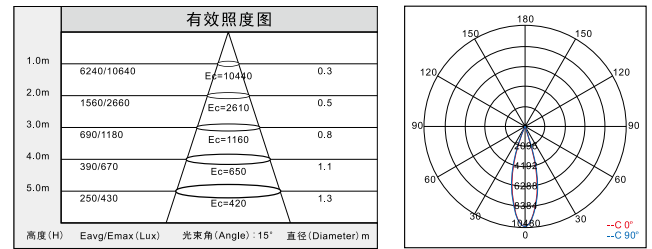
DC62 100-1G COB 15W 15° 配光



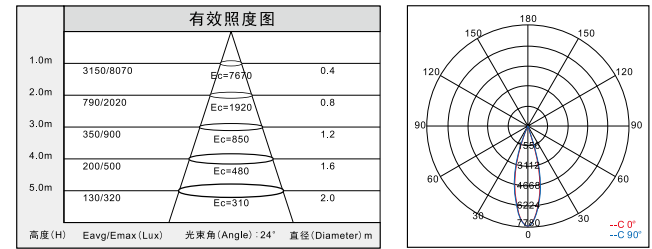
DC62 100-1G COB 15W 24° 配光



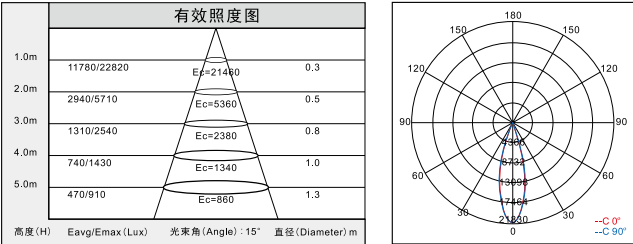
DC62 125-1G COB 20W 15° 配光



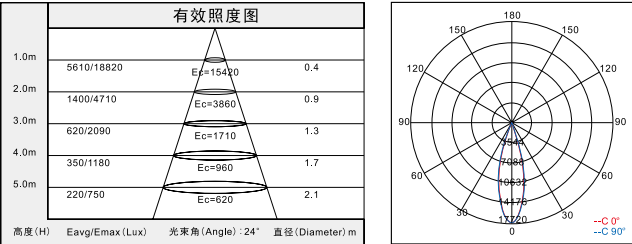
DC62 125-1G COB 20W 24° 配光



DC62 155-1G COB 30W 15° 配光



DC62 155-1G COB 30W 24° 配光





BWM 75-1 COB 7W



BWM 95-1 COB 12W



洗墙灯款式简洁，主要通过特殊设计的反光罩控制灯光的投射的方向，使光像水一样洗过墙面。多用于酒店、影院、商场等商业空间。

DMB 洗墙灯功率涵盖 5W-30W，体积小巧、造型精致，采用高效芯片带来的璀璨的照明效果。可用于基础照明，亦可提供高对比的重点照明。

Wall washer are concise in design, mainly use specially designed reflectors to control light projecting direction, so that light is light water washing wall. They are mostly used in hotel, theater, store and such commercial space.

DMB Wall washer are available in 5W-30W power range, compact size and delicate shaping. They adopt high-efficiency chips to bring about brilliant lighting effect, and can be used for basic lighting and key lighting to provide high comparison.

适用场所：博物馆、艺术中心、精品家居、高端酒店、高端商场等室内重点照明。

Aplicable places: museums, art centers, Champion home-use, high-class hotels, high-class shopping malls and other indoor lighting areas.

COB CHIP	POWER
BWM 75-1 / 95-1	7W / 12W
外观尺寸及开孔尺寸 (Product Dimension Drawing and Cut-out)	
<div><div><p>开孔尺寸 (Cut-out) $\phi 75\text{mm}$</p></div><div><p>开孔尺寸 (Cut-out) $\phi 110\text{mm}$</p></div></div>	
产品参数 (Product Notes)	
灯体材质 (Material) : 压铸铝 (Aluminium die casting) 额定电压 (Rated Voltage) : AC110-240V 光源功率 (Power) : 7W / 12W 光源 (Light Source) : LED COB 光通量 (Luminous Flux) : 420Lm / 720Lm 安装方式 (Installation) : 嵌入式 (Built-in Type)	

80

IP20

表面颜色 (Colour) :

无光白 (FWH)

无光黑 (FBK)

色温 (Colour Temperature) :

暖白 (Warm White)

中性白 (Neutral White)

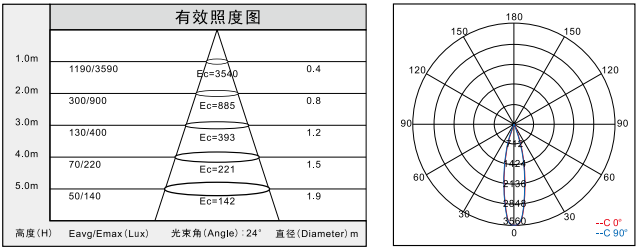
冷白 (Cool White)

24°

6-25mm

Ceiling

BWM 75-1 COB 7W 配光

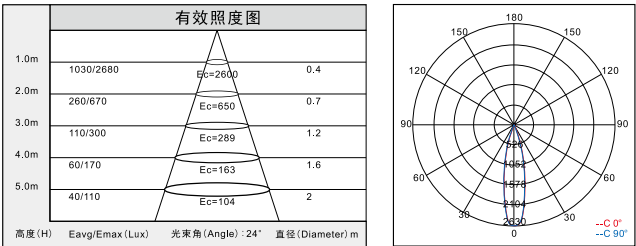


BWM 75-1 COB (半圆)




BWM 75-1 COB (方孔)

BWM 75-1 COB 12W 配光

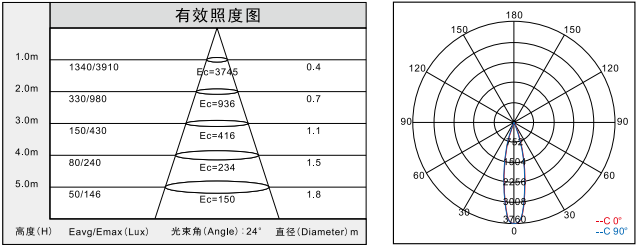


BWM 75-1 COB (黑杯)



BWM 75-1 COB (金杯)

BWM 95-1 COB 12W 配光



BWM 75-1 COB (椭圆)



BWM 75-1 COB (雾银杯)



BWM 75-1 COB (圆孔)





BWM 75-3 COB
10W

BWM 85-3 COB
15W

洗墙灯款式简洁，主要通过特殊设计的反光罩控制灯光的投射的方向，使光像水一样洗过墙面。多用于酒店、影院、商场等商业空间。

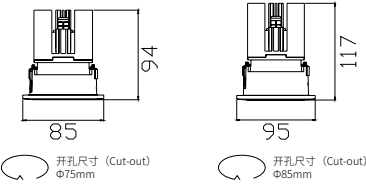
DMB 洗墙灯功率涵盖 5W-30W，体积小巧、造型精致，采用高能效芯片带来的璀璨的照明效果。可用于基础照明，亦可提供高对比的重点照明。

Wall washer are concise in design, mainly use specially designed reflectors to control light projecting direction, so that light is light water washing wall. They are mostly used in hotel, theater, store and such commercial space.

DMB Wall washer are available in 5W-30W power range, compact size and delicate shaping. They adopt high-efficiency chips to bring about brilliant lighting effect, and can be used for basic lighting and key lighting to provide high comparison.

适用场所：博物馆、艺术中心、精品家居、高端酒店、高端商场等室内重点照明。

Aplicable places: museums, art centers, Champion home-use, high-class hotels, high-class shopping malls and other indoor lighting areas.

COB CHIP	POWER 10W / 15W
BWM 75-3 / 85-3	
外观尺寸及开孔尺寸 (Product Dimension Drawing and Cut-out)	
	
产品参数 (Product Notes)	
灯体材质 (Material) : 纯铝 (Pure aluminum) 额定电压 (Rated Voltage) : AC110-240V 光源功率 (Power) : 10W / 15W 光源 (Light Source) : LED COB 光通量 (Luminous Flux) : 623Lm / 1356Lm 安装方式 (Installation) : 嵌入式 (Built-in Type)	

Ra ≥ 80

IP20

表面颜色 (Colour) :

无光白 (FWH)

无光黑 (FBK)

色温 (Colour Temperature) :

暖白 (Warm White)

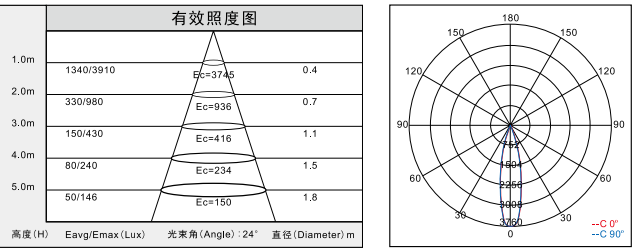
中性白 (Neutral White)

冷白 (Cool White)

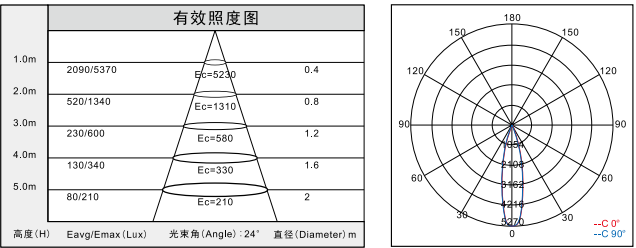
24°

6-25mm Ceiling

BWM 75-3 COB 10W 配光



BWM 85-3 COB 15W 配光



BWM 75-3 COB
(半圆)



BWM 75-3 COB
(方孔)



BWM 75-3 COB
(黑杯)



BWM 75-3 COB
(金杯)



BWM 75-3 COB
(椭圆)



BWM 75-3 COB
(雾银杯)



BWM 75-3 COB
(圆孔)



洗墙灯款式简洁，主要通过特殊设计的反光罩控制灯光的投射的方向，使光像水一样洗过墙面。多用于酒店、影院、商场等商业空间。

DMB 洗墙灯功率涵盖 5W-30W，体积小巧、造型精致，采用高能效芯片带来的璀璨的照明效果。可用于基础照明，亦可提供高对比的重点照明。

Wall washer are concise in design, mainly use specially designed reflectors to control light projecting direction, so that light is light water washing wall. They are mostly used in hotel, theater, store and such commercial space.

DMB Wall washer are available in 5W-30W power range, compact size and delicate shaping. They adopt high-efficiency chips to bring about brilliant lighting effect, and can be used for basic lighting and key lighting to provide high comparison.

适用场所：博物馆、艺术中心、精品家居、高端酒店、高端商场等室内重点照明。

Aplicable places: museums, art centers, Champion home-use, high-class hotels, high-class shopping malls and other indoor lighting areas.

COB CHIP

POWER
10W / 15W / 20W / 30W

BWW 50-6 / 75-6 / 90-6 / 125-6

外观尺寸及开孔尺寸 (Product Dimension Drawing and Cut-out)

开孔尺寸 (Cut-out) Φ 50mm

开孔尺寸 (Cut-out) Φ 75mm

开孔尺寸 (Cut-out) Φ 90mm

开孔尺寸 (Cut-out) Φ 125mm

产品参数 (Product Notes)

灯体材质 (Material) : 压铸铝 (Aluminium die casting)
额定电压 (Rated Voltage) : AC110-240V
光源功率 (Power) : 10W / 15W / 20W / 30W
光源 (Light Source) : LED COB
光通量 (Luminous Flux) : 887Lm / 1317Lm / 1552Lm / 2354Lm
安装方式 (Installation) : 嵌入式 (Built-in Type)

Ra \geq 80

IP20

表面颜色 (Colour) :

无光白 (FWH)

无光黑 (FBK)

色温 (Colour Temperature) :

暖白 (Warm White)

中性白 (Neutral White)

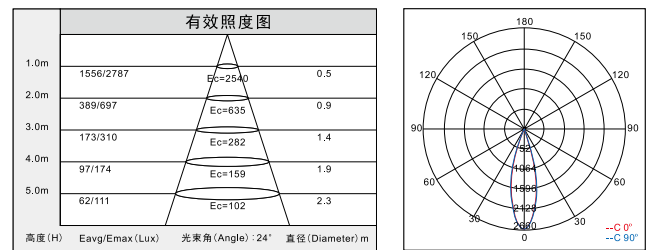
冷白 (Cool White)

24°

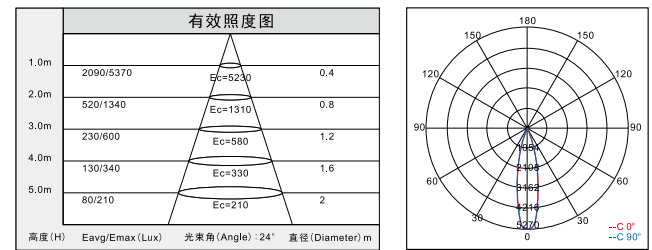
6-25mm

Ceiling

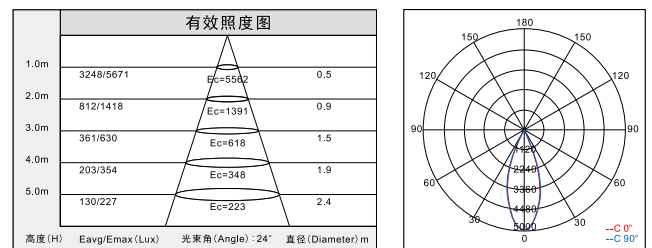
BWW 50-6 COB 10W 配光



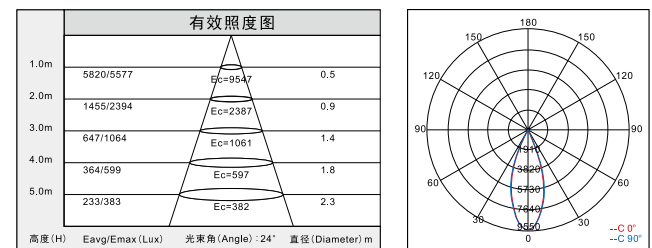
BWW 75-6 COB 15W 配光



BWW 90-6 COB 20W 配光



BWW 125-6 COB 30W 配光

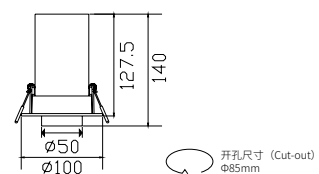


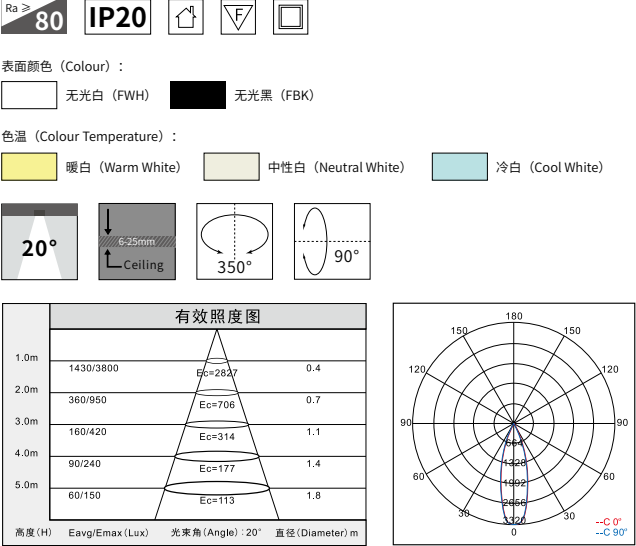


COB GRILLE LAMP

COB 格栅射灯系列



COB CHIP	POWER
BM43-11	10W
外观尺寸及开孔尺寸 (Product Dimension Drawing and Cut-out)	
	
产品参数 (Product Notes)	
灯体材质 (Material) : 压铸铝 (Aluminium die casting)	
额定电压 (Rated Voltage) : AC 110V-240V	
光源功率 (Power) : 10W	
光源 (Light Source) : LED COB	
光通量 (Luminous Flux) : 700Lm	
安装方式 (Installation) : 嵌入式 (Built-in Type)	



BDM43-11 COB 10W

格栅射灯多用于展示场所的基础照明或重点照明。

格栅射灯可配置的光源多样化，且在服装、家具店铺、精品店、休闲场所、商务中心得到了广泛应用。

DMB 格栅射灯，款式丰富、外光精致。人性化的设计，更能带来优异的光效，让商业空间的光环境至臻完美。

Grille lamp are mostly used for basic lighting or key lighting for display applications.

Grille lamp can have diverse light source configurations, widely used in fashion shops, furniture shops, boutiques, leisure space, business centers.

DMB Grille lamp are rich in design and delight and exterior light. With user-friendly designs, they can further bring about excellent lighting effect and perfect commercial lighting environment.

适用场所：博物馆、艺术中心、精品家居、高端酒店、高端商场等室内重点照明。

Applicable places: museums, art centers, Champion home-use, high-class hotels, high-class shopping malls and other indoor lighting areas.





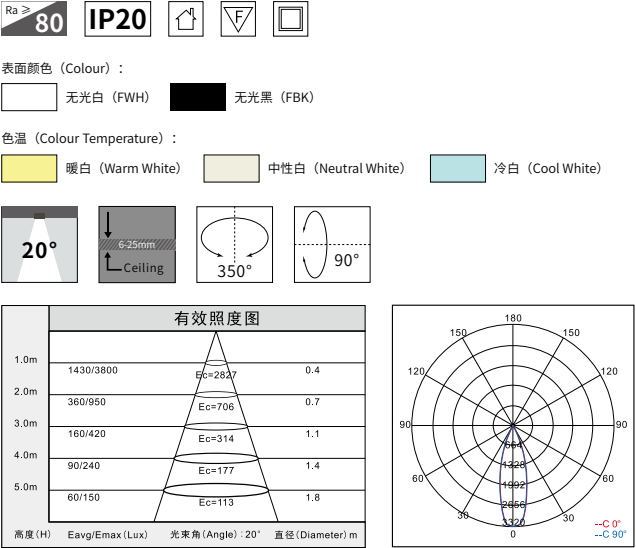
BM43-11F COB 10W

格栅射灯多用于展示场所的基础照明或重点照明。
格栅射灯可配置的光源多样化，且在服装、家具店铺、精品店、休闲场所、商务中心得到了广泛应用。
DMB 格栅射灯，款式丰富、外光精致。人性化的设计，更能带来优异的光效，让商业空间的光环境至臻完美。

Grille lamp are mostly used for basic lighting or key lighting for display applications.
Grille lamp can have diverse light source configurations, widely used in fashion shops, furniture shops, boutiques, leisure space, business centers.
DMB Grille lamp are rich in design and delight and exterior light. With user-friendly designs, they can further bring about excellent lighting effect and perfect commercial lighting environment.

适用场所：博物馆、艺术中心、精品家居、高端酒店、高端商场等室内重点照明。
Aplicable places: museums, art centers, Champion home-use, high-class hotels, high-class shopping malls and other indoor lighting areas.

COB CHIP	POWER
BM43-11F	10W
外观尺寸及开孔尺寸 (Product Dimension Drawing and Cut-out)	
产品参数 (Product Notes)	
灯体材质 (Material)：压铸铝 (Aluminium die casting)	
额定电压 (Rated Voltage)：AC 110V-240V	
光源功率 (Power)：10W	
光源 (Light Source)：LED COB	
光通量 (Luminous Flux)：700Lm	
安装方式 (Installation)：嵌入式 (Built-in Type)	





BM43-21 COB 2*10W

格栅射灯多用于展示场所的基础照明或重点照明。
格栅射灯可配置的光源多样化，且在服装、家具店铺、精品店、休闲场所、商务中心得到了广泛应用。
DMB 格栅射灯，款式丰富、外光精致。人性化的设计，更能带来优异的光效，让商业空间的光环境至臻完美。

Grille lamp are mostly used for basic lighting or key lighting for display applications.
Grille lamp can have diverse light source configurations, widely used in fashion shops, furniture shops, boutiques, leisure space, business centers.
DMB Grille lamp are rich in design and delight and exterior light. With user-friendly designs, they can further bring about excellent lighting effect and perfect commercial lighting environment.

适用场所：博物馆、艺术中心、精品家居、高端酒店、高端商场等室内重点照明。
Aplicable places: museums, art centers, Champion home-use, high-class hotels, high-class shopping malls and other indoor lighting areas.

COB CHIP

POWER

BM43-21

2*10W

外观尺寸及开孔尺寸 (Product Dimension Drawing and Cut-out)

开孔尺寸 (Cut-out)
195*95mm

产品参数 (Product Notes)

灯体材质 (Material)：压铸铝 (Aluminium die casting)

额定电压 (Rated Voltage)：AC 110V-240V

光源功率 (Power)：2*10W

光源 (Light Source)：LED COB

光通量 (Luminous Flux)：1400Lm

安装方式 (Installation)：嵌入式 (Built-in Type)

Ra ≥ 80

IP20

表面颜色 (Colour)：

无光白 (FWH)

无光黑 (FBK)

色温 (Colour Temperature)：

暖白 (Warm White)

中性白 (Neutral White)

冷白 (Cool White)

20°

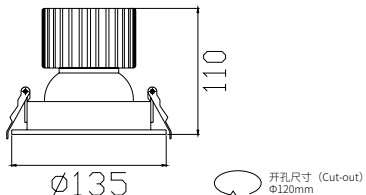
350°

90°

有效照度图

高度 (H)	Eavg/Emax (Lux)	光束角 (Angle) : 20°	直径 (Diameter) m
1.0m	3620/8180	Ec=7135	0.3
2.0m	900/2040	Ec=1794	0.7
3.0m	400/910	Ec=448	1
4.0m	230/510	Ec=287	1.4
5.0m	140/330	Ec=113	1.7



COB CHIP	POWER
BM42 120-2G	30W
外观尺寸及开孔尺寸 (Product Dimension Drawing and Cut-out)	
	
产品参数 (Product Notes)	
灯体材质 (Material) : 压铸铝 (Aluminium die casting) 额定电压 (Rated Voltage) : AC110-240V 光源功率 (Power) : 30W 光源 (Light Source) : LED COB 光通量 (Luminous Flux) : 2482Lm 安装方式 (Installation) : 嵌入式 (Built-in Type)	

Ra ≥ 80

IP20

表面颜色 (Colour) :

无光白 (FWH)

无光黑 (FBK)

色温 (Colour Temperature) :

暖白 (Warm White)

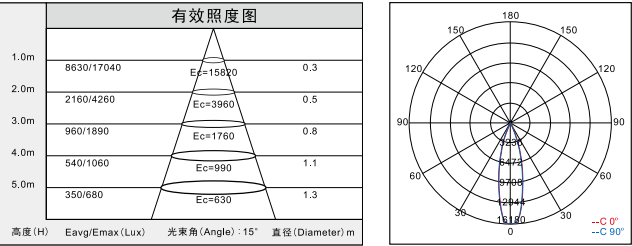
中性白 (Neutral White)

冷白 (Cool White)

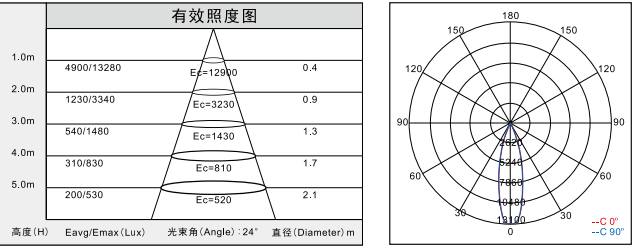
15°

24°

BM42 120-2G COB 30W 15° 配光



BM42 120-2G COB 30W 24° 配光




BM42 120-2G COB 30W

格栅射灯多用于展示场所的基础照明或重点照明。
格栅射灯可配置的光源多样化，且在服装、家具店铺、精品店、休闲场所、商务中心得到了广泛应用。
DMB 格栅射灯，款式丰富、外光精致。人性化的设计，更能带来优异的光效，让商业空间的光环境至臻完美。

Grille lamp are mostly used for basic lighting or key lighting for display applications.
Grille lamp can have diverse light source configurations, widely used in fashion shops, furniture shops, boutiques, leisure space, business centers.
DMB Grille lamp are rich in design and delight and exterior light. With user-friendly designs, they can further bring about excellent lighting effect and perfect commercial lighting environment.

适用场所：博物馆、艺术中心、精品家居、高端酒店、高端商场等室内重点照明。
Applicable places: museums, art centers, Champion home-use, high-class hotels, high-class shopping malls and other indoor lighting areas.



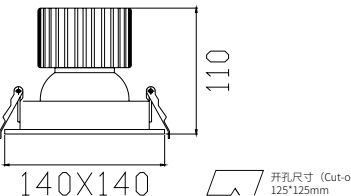


BM42 125-2GF COB 30W

格栅射灯多用于展示场所的基础照明或重点照明。
格栅射灯可配置的光源多样化，且在服装、家具店铺、精品店、休闲场所、商务中心得到了广泛应用。
DMB 格栅射灯，款式丰富、外光精致。人性化的设计，更能带来优异的光效，让商业空间的光环境至臻完美。

Grille lamp are mostly used for basic lighting or key lighting for display applications.
Grille lamp can have diverse light source configurations, widely used in fashion shops, furniture shops, boutiques, leisure space, business centers.
DMB Grille lamp are rich in design and delight and exterior light. With user-friendly designs, they can further bring about excellent lighting effect and perfect commercial lighting environment.

适用场所：博物馆、艺术中心、精品家居、高端酒店、高端商场等室内重点照明。
Aplicable places: museums, art centers, Champion home-use, high-class hotels, high-class shopping malls and other indoor lighting areas.

COB CHIP	POWER
BM42 125-2GF	30W
外观尺寸及开孔尺寸 (Product Dimension Drawing and Cut-out)	
	
产品参数 (Product Notes)	
灯体材质 (Material) : 压铸铝 (Aluminium die casting) 额定电压 (Rated Voltage) : AC110-240V 光源功率 (Power) : 30W 光源 (Light Source) : LED COB 光通量 (Luminous Flux) : 2482Lm 安装方式 (Installation) : 嵌入式 (Built-in Type)	

Ra ≥ 80

IP20

表面颜色 (Colour) :

无光白 (FWH)

无光黑 (FBK)

色温 (Colour Temperature) :

暖白 (Warm White)

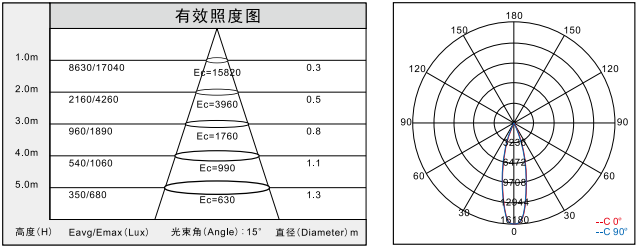
中性白 (Neutral White)

冷白 (Cool White)

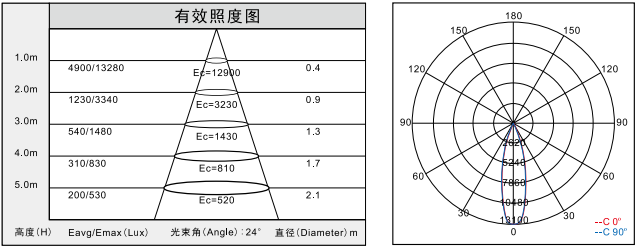
15°

24°

BM42 125-2GF COB 30W 15° 配光



BM42 125-2GF COB 30W 24° 配光





BM42 125-22GF COB 2*30W

格栅射灯多用于展示场所的基础照明或重点照明。
格栅射灯可配置的光源多样化，且在服装、家具店铺、精品店、休闲场所、商务中心得到了广泛应用。
DMB 格栅射灯，款式丰富、外光精致。人性化的设计，更能带来优异的光效，让商业空间的光环境至臻完美。

Grille lamp are mostly used for basic lighting or key lighting for display applications.
Grille lamp can have diverse light source configurations, widely used in fashion shops, furniture shops, boutiques, leisure space, business centers.
DMB Grille lamp are rich in design and delight and exterior light. With user-friendly designs, they can further bring about excellent lighting effect and perfect commercial lighting environment.

适用场所：博物馆、艺术中心、精品家居、高端酒店、高端商场等室内重点照明。
Applicable places: museums, art centers, Champion home-use, high-class hotels, high-class shopping malls and other indoor lighting areas.

COB CHIP

BM42 125-22GF

POWER
2*30W

外观尺寸及开孔尺寸 (Product Dimension Drawing and Cut-out)

250X140

110

230*125mm

产品参数 (Product Notes)

灯体材质 (Material) : 压铸铝 (Aluminium die casting)
额定电压 (Rated Voltage) : AC110-240V
光源功率 (Power) : 2*30W
光源 (Light Source) : LED COB
光通量 (Luminous Flux) : 5055Lm
安装方式 (Installation) : 嵌入式 (Built-in Type)

Ra ≥ 80

IP20

表面颜色 (Colour) :

无光白 (FWH)

无光黑 (FBK)

色温 (Colour Temperature) :

暖白 (Warm White)

中性白 (Neutral White)

冷白 (Cool White)

15°

24°

BM42 125-22GF COB 30W 15° 配光

高度 (H)	Eavg/Emax (Lux)	光束角 (Angle) : 15°	直径 (Diameter) m
1.0m	16450/27870	Ec=27870	0.3
2.0m	4110/6970	Ec=6900	0.5
3.0m	1830/3100	Ec=3070	0.8
4.0m	1030/1740	Ec=1730	1.1
5.0m	660/1110	Ec=1100	1.3

BM42 125-22GF COB 30W 24° 配光

高度 (H)	Eavg/Emax (Lux)	光束角 (Angle) : 24°	直径 (Diameter) m
1.0m	9530/26060	Ec=26060	0.4
2.0m	2380/6510	Ec=6470	0.9
3.0m	1060/2900	Ec=2880	1.3
4.0m	600/1630	Ec=1620	1.7
5.0m	38/104	Ec=104	2.1

86

87

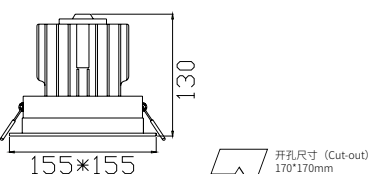


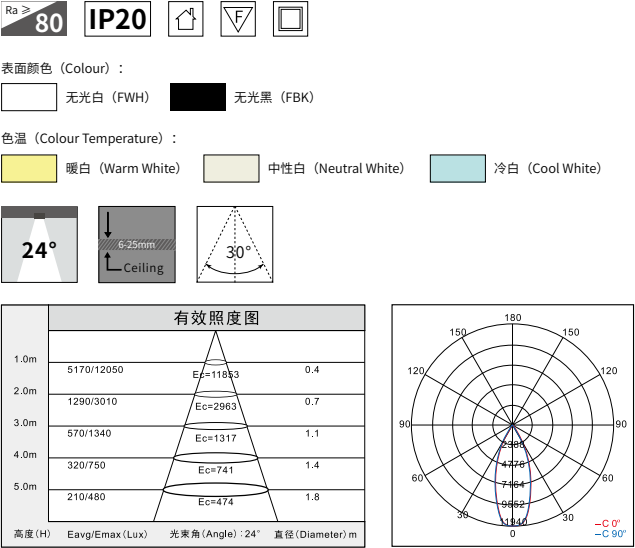
BM42-11G COB 20W

格栅射灯多用于展示场所的基础照明或重点照明。
格栅射灯可配置的光源多样化，且在服装、家具店铺、精品店、休闲场所、商务中心得到了广泛应用。
DMB 格栅射灯，款式丰富、外光精致。人性化的设计，更能带来优异的光效，让商业空间的光环境至臻完美。

Grille lamp are mostly used for basic lighting or key lighting for display applications.
Grille lamp can have diverse light source configurations, widely used in fashion shops, furniture shops, boutiques, leisure space, business centers.
DMB Grille lamp are rich in design and delight and exterior light. With user-friendly designs, they can further bring about excellent lighting effect and perfect commercial lighting environment.

适用场所：博物馆、艺术中心、精品家居、高端酒店、高端商场等室内重点照明。
Aplicable places: museums, art centers, Champion home-use, high-class hotels, high-class shopping malls and other indoor lighting areas.

COB CHIP	POWER
BM42-11G	20W
外观尺寸及开孔尺寸 (Product Dimension Drawing and Cut-out)	
	
产品参数 (Product Notes)	
灯体材质 (Material) : 纯铝 (Pure aluminum)	
额定电压 (Rated Voltage) : AC 110V-240V	
光源功率 (Power) : 20W	
光源 (Light Source) : LED COB	
光通量 (Luminous Flux) : 1800Lm	
安装方式 (Installation) : 嵌入式 (Built-in Type)	





BM42-21G COB 2*20W

格栅射灯多用于展示场所的基础照明或重点照明。
格栅射灯可配置的光源多样化，且在服装、家具店铺、精品店、休闲场所、商务中心得到了广泛应用。
DMB 格栅射灯，款式丰富、外光精致。人性化的设计，更能带来优异的光效，让商业空间的光环境至臻完美。

Grille lamp are mostly used for basic lighting or key lighting for display applications.
Grille lamp can have diverse light source configurations, widely used in fashion shops, furniture shops, boutiques, leisure space, business centers.
DMB Grille lamp are rich in design and delight and exterior light. With user-friendly designs, they can further bring about excellent lighting effect and perfect commercial lighting environment.

适用场所：博物馆、艺术中心、精品家居、高端酒店、高端商场等室内重点照明。
Aplicable places: museums, art centers, Champion home-use, high-class hotels, high-class shopping malls and other indoor lighting areas.

COB CHIP

POWER

BM42-21G

2*20W

外观尺寸及开孔尺寸 (Product Dimension Drawing and Cut-out)

280*155

130

开孔尺寸 (Cut-out)

330*170mm

产品参数 (Product Notes)

灯体材质 (Material) : 纯铝 (Pure aluminum)
额定电压 (Rated Voltage) : AC 110V-240V
光源功率 (Power) : 2*20W
光源 (Light Source) : LED COB
光通量 (Luminous Flux) : 3600Lm
安装方式 (Installation) : 嵌入式 (Built-in Type)

Ra ≥ 80

IP20

表面颜色 (Colour) :

无光白 (FWH)

无光黑 (FBK)

色温 (Colour Temperature) :

暖白 (Warm White)

中性白 (Neutral White)

冷白 (Cool White)

24°

6-25mm

Ceiling

30°

有效照度图

高度 (H)	Eavg/Emax (Lux)	光束角 (Angle) : 24°	直径 (Diameter) m
1.0m	8420/21910	E _c =18053	0.3
2.0m	2100/5480	E _c =4513	0.7
3.0m	940/2430	E _c =2006	1
4.0m	530/1370	E _c =1128	1.4
5.0m	340/880	E _c =722	1.7





BM42-31G COB 3*20W

格栅射灯多用于展示场所的基础照明或重点照明。
格栅射灯可配置的光源多样化，且在服装、家具店铺、精品店、休闲场所、商务中心得到了广泛应用。
DMB 格栅射灯，款式丰富、外光精致。人性化的设计，更能带来优异的光效，让商业空间的光环境至臻完美。

Grille lamp are mostly used for basic lighting or key lighting for display applications.
Grille lamp can have diverse light source configurations, widely used in fashion shops, furniture shops, boutiques, leisure space, business centers.
DMB Grille lamp are rich in design and delight and exterior light. With user-friendly designs, they can further bring about excellent lighting effect and perfect commercial lighting environment.

适用场所：博物馆、艺术中心、精品家居、高端酒店、高端商场等室内重点照明。
Applicable places: museums, art centers, Champion home-use, high-class hotels, high-class shopping malls and other indoor lighting areas.

COB CHIP	POWER
BM42-31G	3*20W

外观尺寸及开孔尺寸 (Product Dimension Drawing and Cut-out)

产品参数 (Product Notes)

灯体材质 (Material) : 纯铝 (Pure aluminum)
额定电压 (Rated Voltage) : AC 110V-240V
光源功率 (Power) : 3*20W
光源 (Light Source) : LED COB
光通量 (Luminous Flux) : 5400Lm
安装方式 (Installation) : 嵌入式 (Built-in Type)

Ra ≥ 80 IP20

表面颜色 (Colour) :
无光白 (FWH) 无光黑 (FBK)

色温 (Colour Temperature) :
暖白 (Warm White) 中性白 (Neutral White) 冷白 (Cool White)

24° 6-25mm Ceiling 30°

有效照度图			
1.0m	22850/41730	E _c =38923	0.3
2.0m	5710/10430	E _c =9731	0.5
3.0m	2540/4640	E _c =4324	0.7
4.0m	1430/2610	E _c =2433	1
5.0m	910/1670	E _c =1557	1.3

高度 (H) Eavg/Emax (Lux) 光束角 (Angle) : 15° 直径 (Diameter) m





LED SOURCE

LED 光源系列



COB CHIP

POWER

BL-4G AR111 COB

20W

外观尺寸及开孔尺寸 (Product Dimension Drawing and Cut-out)

产品参数 (Product Notes)

灯体材质 (Material) : 压铸铝 (Aluminium die casting)
额定电压 (Rated Voltage) : AC110-240V
光源功率 (Power) : 20W
光源 (Light Source) : LED COB
光通量 (Luminous Flux) : 1554Lm
安装方式 (Installation) : 嵌入式 (Built-in Type)

Ra ≥ 80

IP20

表面颜色 (Colour) :
无光黑 (FBK)

色温 (Colour Temperature) :
暖白 (Warm White) 中性白 (Neutral White) 冷白 (Cool White)

5°

有效照度图			
1.0m	12540/24630	E _c =20190	0.2
2.0m	3130/6160	E _c =5040	0.4
3.0m	1390/2740	E _c =2240	0.6
4.0m	780/1540	E _c =1260	0.8
5.0m	500/990	E _c =810	1

高度(H) Eavg/Emax(Lux) 光束角(Angle):12° 直径(Diameter)m

COB CHIP

POWER

PAR30 E27 COB

20W

外观尺寸及开孔尺寸 (Product Dimension Drawing and Cut-out)

产品参数 (Product Notes)

灯体材质 (Material) : 压铸铝 (Aluminium die casting)
额定电压 (Rated Voltage) : AC 110V-240V
光源功率 (Power) : 20W
光源 (Light Source) : LED COB
光通量 (Luminous Flux) : 1375Lm
安装方式 (Installation) : 嵌入式 (Built-in Type)

Ra ≥ 80

IP20

表面颜色 (Colour) :
无光白 (FWH)

色温 (Colour Temperature) :
暖白 (Warm White) 中性白 (Neutral White) 冷白 (Cool White)

24°

有效照度图			
1.0m	3540/9190	E _c =8700	0.4
2.0m	880/2300	E _c =2170	0.8
3.0m	390/1020	E _c =970	1.2
4.0m	220/570	E _c =540	1.6
5.0m	140/370	E _c =350	2

高度(H) Eavg/Emax(Lux) 光束角(Angle):24° 直径(Diameter)m

COB CHIP

POWER

PAR20 E27 COB

7W

外观尺寸及开孔尺寸 (Product Dimension Drawing and Cut-out)

产品参数 (Product Notes)

灯体材质 (Material) : 压铸铝 (Aluminium die casting)
额定电压 (Rated Voltage) : AC 110V-240V
光源功率 (Power) : 15W
光源 (Light Source) : LED COB
光通量 (Luminous Flux) : 351Lm
安装方式 (Installation) : 嵌入式 (Built-in Type)

Ra ≥ 80

IP20

表面颜色 (Colour) :
无光白 (FWH)

色温 (Colour Temperature) :
暖白 (Warm White) 中性白 (Neutral White) 冷白 (Cool White)

24°

有效照度图			
1.0m	740/1310	E _c =1300	0.6
2.0m	180/330	E _c =330	1.1
3.0m	80/150	E _c =150	1.7
4.0m	50/80	E _c =80	2.2
5.0m	30/50	E _c =50	2.8

高度(H) Eavg/Emax(Lux) 光束角(Angle):30.8° 直径(Diameter)m

COB CHIP

POWER

BL-42G AR111 COB

15W

外观尺寸及开孔尺寸 (Product Dimension Drawing and Cut-out)

产品参数 (Product Notes)

灯体材质 (Material) : 压铸铝 (Aluminium die casting)
额定电压 (Rated Voltage) : AC 110V-240V
光源功率 (Power) : 15W
光源 (Light Source) : LED COB
光通量 (Luminous Flux) : 950Lm
安装方式 (Installation) : 嵌入式 (Built-in Type)

Ra ≥ 80

IP20

表面颜色 (Colour) :
无光白 (FWH)

色温 (Colour Temperature) :
暖白 (Warm White) 中性白 (Neutral White) 冷白 (Cool White)

5°

有效照度图			
1.0m	20140/21490	E _c =14870	0.08
2.0m	5040/5370	E _c =3720	0.1
3.0m	2340/2390	E _c =1650	0.25
4.0m	1260/1340	E _c =930	0.3
5.0m	810/860	E _c =590	0.4

高度(H) Eavg/Emax(Lux) 光束角(Angle):5° 直径(Diameter)m



SMD T5 FIXTURES

SMD T5 支架系列

DMB LED T5 支架，体积小、规格功率多、易安装。
LED T5 支架采用高透亚克力和优质 LED 芯片，实现节能减排的同时，带来连续无暗区的辅助照明。

DMB LED T5 fixtures are compact in size and diverse in specs, easy to install.
LED T5 fixtures adopt highly clear acrylic and quality LED chips to realize energy saving and emission reduction while bringing continuous auxiliary lighting without dark area.

产品代码 (Type)	灯体材质 (Material)	外观尺寸 (Dimension)	额定电压 (Rated Voltage)	光源 (Light Source)	光通量 (Luminous Fulx)
DF2-3MF T5 LED 4W	铝 (aluminium) +PC	L310xW20xH33mm	180-240V AC 50/60Hz	SMD	468Lm
DF2-3MF T5 LED 8W	铝 (aluminium) +PC	L570xW20xH33mm	180-240V AC 50/60Hz	SMD	624Lm
DF2-3MF T5 LED 12W	铝 (aluminium) +PC	L870xW20xH33mm	180-240V AC 50/60Hz	SMD	936Lm
DF2-3MF T5 LED 14W	铝 (aluminium) +PC	L1030xW20xH33mm	180-240V AC 50/60Hz	SMD	1092Lm
DF2-3MF T5 LED 18W	铝 (aluminium) +PC	L1170xW20xH33mm	180-240V AC 50/60Hz	SMD	1200Lm





LED STRIP LIGHTS

LED 灯带系列

LED 灯带含软、硬两种不同材质，多种光色可供选择，安装简易灵活，深度节能，是家庭装修、酒店会所、商业店铺等处间接照明的首选。

DMB LED T5 fixtures are compact in size and diverse in specs, easy to install.
LED T5 fixtures adopt highly clear acrylic and quality LED chips to realize energy saving and emission reduction while bringing continuous auxiliary lighting without dark area.

- 1、采用高品质 LED 芯片，一致性好，光衰小。

2、环保塑胶，高透光，无异味。

3、采用高品质的柔性 PCB 为基板，柔软性高可以弯折，易造型。

4、光源颜色丰富，主要的冷白光和暖白光两种，暖白光颜色柔和浪漫，冷白光颜色光亮夺目。
1. The use of high-quality LED chip, good consistency. light a small decline.

2. Environmental protection plastic, high transparency no peculiar smell.

3. Using lexible PCB high quality as the substrate. high softness can bend, easy to shape.

4. The light source color is rich, cool white and warm white light of the two main, warm whitecolor soft, romantic, cold white color bright.

适用场所：家居商城、酒店、餐厅、楼宇等装饰性照明。
Aplicable places: home furnishing store, hotel, restaurant, building decorative lighting.

BA5050-60-12V



产品代码	电 压	功 率	LED 数量	波长及色温	流 明	发光角度	尺寸规格
TYPE	VOLTAG	POWER	LED QUANTITY	WAVELEGTH & COLOR TEMPERATURE	COB CHIP	BEAM ANGLE	SIZE
BA5050-60-12V	DC12V	7.2W/m	30 珠	2300/2700/3000/4000 6500K/ 金 / 琥珀 / RGB	201Lm	120°	10mm
	DC12V	14.4W/m	60 珠		221Lm	120°	10mm

BA3528-60-12V



产品代码	电 压	功 率	LED 数量	波长及色温	流 明	发光角度	尺寸规格
TYPE	VOLTAG	POWER	LED QUANTITY	WAVELEGTH & COLOR TEMPERATURE	COB CHIP	BEAM ANGLE	SIZE
BA3528-60-12V	DC12V	4.8W/m	30 珠	2300/2700/3000/400/6500K	700Lm	120°	8mm
	DC12V	9.6W/m	60 珠		800Lm	120°	8mm



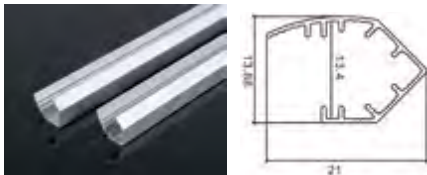
LED LINE STYLE LAMP

LED 线型灯系列


商业环境在日益改善，更人性有独特的设计让商业购物环境成为一种乐趣。为了提升企业人文特点， 公司文化元素在终端体验迅速发展，而线型灯具是最能完美展现个性需求。DMB 线型照明产品，款式新颖靓丽，为商业空间、人文环境增添情趣，同时能通过科学的送光、控光技术为办公空间提供柔和明朗的灯光。

ommercial environment is ever more perfected, and more human-oriented designs make commercial shopping environment a place of joy. To upgrade enterprise cultural characteristics, DMB line style lamp products offer novel and splendid styles, adding interest to commercial space and cultural environment, and at the same time base on scientific light delivery, light control technology to provide office space with soft and bright lighting.

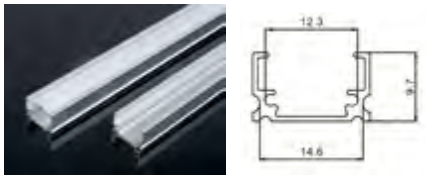
BX A-401



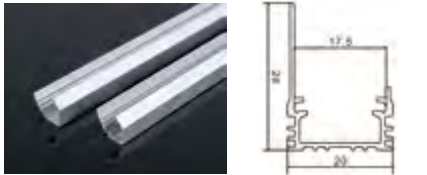
BX A-501



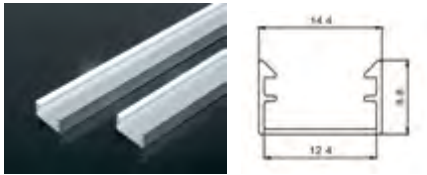
BX B-504b




BX A-505



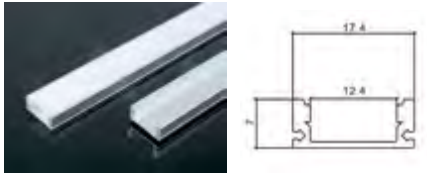
BX A-506



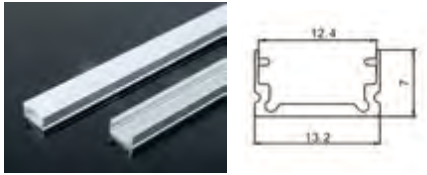
BX A-508




BX A-509



BX A-510



BX A-511C




BX A-525




BX A-613



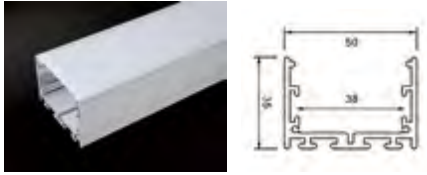
BX A-641




BX A-642




BX B-706b



BX B-820



BX A-401





PENDANT LAMP

吊线灯系列

灯体颜色	材质	功 率	色 温	产品代码	产品规格	产品图片
COLOR	VOLTAG	POWER	COLOR TEMPERATURE	COB CHIP	SIZE	PRODUCT PICTURE
FWH	纯铝	15W	4000K	BDF-30 LED 15W	L400*W50*H35mm	
FWH	纯铝	30W	4000K	BDF-30 LED 30W	L1200*W50*H35mm	

吊线灯是典型的办公照明灯具，为办公、医院、学校等需要均匀光线的场所提供足够的基础照明。LED 吊线灯采用高品质芯片，高纯度铝材和优质的亚克力罩，有效保护工作人员的视力，同时也能提升美观度。

Pendant lamps are typical office lighting fixtures, providing adequate basic lighting for offices, hospitals and schools that require even lighting. LED pendant lamps adopt high quality chips, high purity aluminum profiles and quality acrylic covers, effectively protecting eyesight of the staff while improving aesthetics.




PROJECTS

工 程 案 例



河南农业大学




成都国际会展中心



上海世博会西班牙馆



武汉亚洲大酒店



宁波会展中心



湖南人民政府



宁夏九州国际饭店



广西梧州南站



深圳茵特拉根酒店



锦桂园



黄金邮轮



贵阳花园



上海浦东机场



中国兵器大厦



武汉新世界百货



北京档案馆



南昌火车站



山东索菲特银座大饭店



山东诸城博物馆



上海环球金融中心



北京香格里拉饭店